






# RESULTS - TOUR POINTS (OVERALL)

2020 Tour Qualifier Exempt

  				Quarry Golf Club "Junior/Senior"	Cedarhurst Golf Club	Lindsay Golf & Country Club	William F. Hayball	Brian Wilkins Match Play	Oakridge Golf Club	Kawartha Golf & Country Club	Wildfire Golf Club	Timber Ridge Golf Course	Tour Championships	Total 7 of 8 Events
Karsen	Gunter	U19	Port Hope, Ontario	85.0	0.0	150.0	100.0	175.0	0.0	57.5	287.5	430.0	1285.0	
Nathanial	Coombes	U19	Bowmanville, Ontario	0.0	0.0	535.0	0.0	535.0	0.0	175.0	24.0	0.0	1269.0	
Cameron	Corbett	U19	Little Britain, Ontario	0.0	0.0	325.0	360.0	325.0	0.0	175.0	14.0	0.0	1199.0	
Ryan	Crowley	U17	Cobourg, Ontario	0.0	117.5	48.5	47.0	105.0	120.0	90.0	105.0	430.0	1016.0	
Chase	Plain	U17	Port Perry, Ontario	0.0	360.0	200.0	62.5	0.0	150.0	9.3	0.0	200.0	981.8	
Jack	Moloney	U17	Peterborough, Ontario	0.0	77.5	35.2	11.2	175.0	325.0	75.0	0.0	150.0	848.9	
Aidan	Hussey	U19	Brighton, Ontario	0.0	0.0	120.0	39.0	0.0	0.0	360.0	287.5	0.0	806.5	
Justin	Posteraro	U19	Courtice, Ontario	85.0	215.0	48.5	135.0	105.0	0.0	57.5	34.0	100.0	780.0	
Jack	Gratrix	U15	Sunderland, Ontario	85.0	117.5	58.3	215.0	50.0	200.0	16.5	34.0	0.0	776.3	
Scott	Green	U17	Peterborough, Ontario	0.0	25.0	8.0	0.0	0.0	535.0	9.3	49.0	86.5	712.8	
Alexi	Filion	U19	Baltimore, Ontario	85.0	77.5	58.3	14.0	80.0	0.0	67.5	72.5	100.0	554.8	
Nathan	Leonard	U17	Courtice, Ontario	85.0	28.0	35.2	47.0	80.0	96.7	67.5	24.0	74.0	513.4	
David	Imeson	U17	Bridgenorth, Ontario	85.0	49.0	26.0	62.5	0.0	0.0	36.0	60.0	115.0	433.5	
Brandon	Nye	U15	Whitby, Ontario	85.0	70.0	86.5	47.0	50.0	0.0	49.0	34.0	0.0	421.5	
Mark	Clarey	U19	Cobourg, Ontario	0.0	0.0	0.0	0.0	105.0	0.0	90.0	105.0	115.0	415.0	
Jaden	Goulet	U15	Port Perry, Ontario	0.0	0.0	110.0	75.0	50.0	96.7	0.0	72.5	0.0	404.2	
Marshall	Bath	U15	Courtice, Ontario	85.0	10.7	8.0	34.0	0.0	96.7	28.0	105.0	0.0	367.4	
Jacob	Harnden	U15	Grafton, Ontario	85.0	19.8	21.2	14.0	50.0	47.0	49.0	17.2	57.5	346.7	
Charley	Stephen	U17	Courtice, Ontario	0.0	10.7	58.3	11.2	105.0	62.0	36.0	14.0	44.0	330.5	
Nolan	Laird	U15	Port Perry, Ontario	0.0	49.0	58.3	28.0	50.0	74.0	9.3	49.0	0.0	317.6	
Jaiden	Brown	U15	Newcastle, Ontario	85.0	13.0	21.2	11.2	50.0	62.0	11.5	21.0	51.5	315.2	
Nathan	Brough	U17	Port Perry, Ontario	0.0	0.0	35.2	75.0	80.0	26.0	28.0	17.2	51.5	312.9	
Connor	Kreppner	U17	Toronto, Ontario	85.0	0.0	71.0	34.0	0.0	110.0	0.0	0.0	0.0	300.0	
Vincent	LaPointe	U15	Sunderland, Ontario	85.0	34.0	13.3	8.0	50.0	24.0	5.0	7.0	65.0	286.3	
Barrett	Potter	U15	Whitby, Ontario	85.0	8.3	11.3	75.0	50.0	0.0	6.0	5.0	32.3	272.9	
Walter	Carley	U15	Peterborough, Ontario	0.0	0.0	95.0	5.0	50.0	53.0	16.5	34.0	16.3	269.8	
Caden	Imeson	U15	Ennismore, Ontario	85.0	34.0	35.2	8.0	50.0	0.0	28.0	5.0	21.2	266.4	
Christopher	Sobil	U17	Courtice, Ontario	85.0	19.8	11.3	21.4	20.0	14.0	15.0	65.0	21.2	261.4	
Owen	Laverty	U15	Whitby, Ontario	85.0	19.8	17.5	5.0	50.0	47.0	5.0	9.0	26.0	259.3	
Bradley	Park	U17	Pickering, Ontario	85.0	15.5	26.0	5.0	20.0	56.0	11.5	17.2	21.2	252.4	




# RESULTS - TOUR POINTS (OVERALL)

2020 Tour Qualifier Exempt

 				Quarry Golf Club "Junior/Senior"	Cedarhurst Golf Club	Lindsay Golf & Country Club	William F. Hayball	Brian Wilkins Match Play	Oakridge Golf Club	Kawartha Golf & Country Club	Wildfire Golf Club	Timber Ridge Golf Course	Tour Championships	Total 7 of 8 Events
Aryn	Matthews	U15G	Little Britain, Ontario	85.0	10.7	35.2	8.0	50.0	28.0	11.5	5.0	21.2	249.6	
Gavin	Gregory	U17	Little Britain, Ontario	85.0	12.0	26.0	0.0	0.0	39.5	20.5	11.0	47.0	241.0	
Sebastian	Holinaty	U19	Bowmanville, Ontario	85.0	62.5	77.0	11.2	0.0	0.0	0.0	0.0	0.0	235.7	
Cole	Pottle	U15	Peterborough, Ontario	85.0	5.0	7.0	6.0	50.0	21.5	11.5	14.0	39.5	234.5	
Matthew	Billington	U19	Whitby, Ontario	0.0	28.0	86.5	16.5	80.0	0.0	13.7	0.0	0.0	224.7	
Aleksandar	Perak	U15	Toronto, Ontario	0.0	14.3	21.2	21.4	50.0	74.0	43.0	0.0	0.0	223.9	
Wyatt	Fryer-Wilson	U17	Whitby, Ontario	0.0	62.5	17.5	55.0	0.0	30.0	20.5	34.0	0.0	219.5	
Sean	Michalicka	U15	Pickering, Ontario	85.0	9.0	8.0	14.0	50.0	20.3	0.0	0.0	18.0	204.3	
Nick	Cundari	U17	North Bay, Ontario	0.0	0.0	105.0	11.2	0.0	0.0	0.0	0.0	86.5	202.7	
Charlie	Moloney	U17	Peterborough, Ontario	0.0	8.3	7.0	28.0	20.0	47.0	36.0	9.0	39.5	187.8	
Owen	Mailhot	U17	Whitby, Ontario	0.0	49.0	15.0	34.0	20.0	20.3	0.0	27.0	18.0	183.3	
Liam	Morden	U15	Brooklin, Ontario	85.0	0.0	20.0	5.0	0.0	33.5	5.0	34.0	0.0	182.5	
Alex	Bonner	U17	Whitby, Ontario	0.0	19.8	8.0	21.4	20.0	33.5	6.0	17.2	57.5	177.4	
Tyson	Baddeley	U17	Bowmanville, Ontario	85.0	49.0	7.0	8.0	0.0	0.0	13.7	0.0	13.0	175.7	
Dale	Junkin	U17	Courtice, Ontario	0.0	34.0	17.0	9.5	0.0	83.0	20.5	9.0	0.0	173.0	
Joshua	Stalteri	U17	Selwyn, Ontario	85.0	0.0	0.0	0.0	0.0	0.0	36.0	49.0	0.0	170.0	
Anderson	Cheng	U15	Whitby, Ontario	85.0	14.3	8.0	0.0	50.0	12.0	0.0	0.0	0.0	169.3	
Courtney	Howlett	U19G	Courtice, Ontario	0.0	19.8	44.0	14.0	50.0	0.0	28.0	12.5	0.0	168.3	
Dylan	Clarey	U15	Newcastle, Ontario	85.0	5.0	7.0	5.0	0.0	18.0	0.0	17.2	21.2	158.4	
Aidan	Crowley	U15	Cobourg, Ontario	0.0	12.0	21.2	21.4	50.0	15.0	15.0	14.0	20.0	156.6	
Caisey	Van Den Oetelaar	U19G	Whitby, Ontario	85.0	7.0	0.0	5.0	0.0	22.0	5.0	5.0	26.0	155.0	
Darien	McFayden	U17	Markham, Ontario	85.0	14.3	7.0	0.0	20.0	20.3	5.0	0.0	0.0	151.6	
Aidan	Talent	U15	Brooklin, Ontario	0.0	39.0	18.0	5.0	50.0	18.0	7.7	9.0	0.0	146.7	
Xander	Clapham	U15	Lakefield, Ontario	85.0	0.0	0.0	0.0	50.0	0.0	5.0	5.0	0.0	145.0	
Nick	Mills	U19	Lakefield, Ontario	0.0	0.0	0.0	0.0	0.0	0.0	0.0	49.0	74.0	123.0	
Kennedy	Belfon	U15G	Ajax, Ontario	0.0	10.0	13.3	14.0	50.0	0.0	0.0	9.0	26.0	122.3	
Hunter	Grissom	U17	Cobourg, Ontario	0.0	34.0	0.0	14.0	0.0	21.5	11.5	12.5	16.3	109.8	
Reid	Stephen	U15	Whitby, Ontario	85.0	7.0	0.0	0.0	0.0	0.0	7.7	5.0	0.0	104.7	
Jack	Kerrigan	U17	Uxbridge, Ontario	0.0	0.0	0.0	34.0	0.0	39.5	0.0	11.5	0.0	85.0	
Josh	Ye	U15	Markham, Ontario	0.0	15.5	11.3	5.0	0.0	0.0	5.0	11.5	32.3	80.6	



# RESULTS - TOUR POINTS (OVERALL)

2020 Tour Qualifier Exempt

  				Quarry Golf Club "Junior/Senior"	Cedarhurst Golf Club	Lindsay Golf & Country Club	William F. Hayball	Brian Wilkins Match Play	Oakridge Golf Club	Kawartha Golf & Country Club	Wildfire Golf Club	Timber Ridge Golf Course	Tour Championships	Total 7 of 8 Events
Carson	Birch	U15	Uxbridge, Ontario	0.0	5.0	8.0	9.5	0.0	14.0	7.7	0.0	32.3	76.5	
Abigail	Dove	U15G	Brooklin, Ontario	0.0	13.0	21.2	21.4	0.0	0.0	5.0	9.0	0.0	69.6	
Siera	Mohun	U19G	Uxbridge, Ontario	0.0	0.0	0.0	5.0	0.0	17.0	13.7	7.0	14.0	56.7	
Seth	Fryer-Wilson	U15	Whitby, Ontario	0.0	5.0	7.0	6.0	0.0	17.0	11.5	5.0	0.0	51.5	
Kees	deGraauw	U15	Pickering, Ontario	0.0	0.0	0.0	0.0	0.0	15.0	5.0	0.0	16.3	36.3	
Marie	Carunungan	U15G	Bowmanville, Ontario	0.0	0.0	7.0	5.0	0.0	0.0	5.0	5.0	13.0	35.0	
Teddy	Schoenith	U17	Uxbridge, Ontario	0.0	0.0	15.0	0.0	20.0	0.0	0.0	0.0	0.0	35.0	
Trent	Ayres	U17	Nestleton, Ontario	0.0	5.0	13.3	0.0	0.0	0.0	0.0	0.0	15.0	33.3	
Jack	Kent	U19	Uxbridge, Ontario	0.0	0.0	0.0	0.0	0.0	0.0	20.5	0.0	0.0	20.5	
Taos	Jordan	U17	Brooklin, Ontario	0.0	0.0	0.0	16.5	0.0	0.0	0.0	0.0	0.0	16.5	
Ben	Deschamps	U15	Lindsay, Ontario	0.0	8.3	0.0	0.0	0.0	0.0	5.0	0.0	0.0	13.3	
Josh	Storey	U15	Peterborough, Ontario	0.0	0.0	0.0	5.0	0.0	0.0	5.0	0.0	0.0	10.0	
Cameron	McDermott	U15	Lindsay, Ontario	0.0	0.0	0.0	5.0	0.0	0.0	0.0	0.0	0.0	5.0	





# RESULTS - TOUR POINTS (U15)

2020 Tour Qualifier Exempt

 				Quarry Golf Club "Junior/Senior"	Cedarhurst Golf Club	Lindsay Golf & Country Club	William F. Hayball	Brian Wilkins Match Play	Oakridge Golf Club	Kawartha Golf & Country Club	Wildfire Golf Club	Timber Ridge Golf Course	Tour Championships	Total 7 of 8 Events
Jack	Gratrix	U15	Sunderland, Ontario	30.0	140.0	55.0	140.0	210.0	210.0	28.5	33.0	0.0	846.5	
Jaden	Goulet	U15	Port Perry, Ontario	0.0	0.0	210.0	70.0	45.0	107.5	0.0	85.0	0.0	517.5	
Brandon	Nye	U15	Whitby, Ontario	30.0	85.0	85.0	40.0	75.0	0.0	112.5	33.0	0.0	460.5	
Jacob	Harnden	U15	Grafton, Ontario	30.0	26.0	35.5	22.0	45.0	35.5	112.5	22.0	130.0	436.5	
Vincent	LaPointe	U15	Sunderland, Ontario	30.0	32.5	19.0	14.0	75.0	28.0	11.0	12.0	210.0	420.5	
Marshall	Bath	U15	Courtice, Ontario	30.0	13.0	18.0	35.0	0.0	107.5	37.5	140.0	0.0	381.0	
Walter	Carley	U15	Peterborough, Ontario	0.0	0.0	130.0	11.3	45.0	40.0	28.5	33.0	20.5	308.3	
Nolan	Laird	U15	Port Perry, Ontario	0.0	55.0	55.0	30.0	30.0	55.0	17.0	55.0	0.0	297.0	
Jaiden	Brown	U15	Newcastle, Ontario	30.0	17.0	35.5	19.0	30.0	45.0	21.0	25.0	85.0	290.5	
Aidan	Crowley	U15	Cobourg, Ontario	0.0	15.0	35.5	26.0	130.0	18.0	25.0	18.0	28.0	280.5	
Barrett	Potter	U15	Whitby, Ontario	30.0	12.0	18.5	70.0	30.0	0.0	12.0	11.0	45.0	228.5	
Aleksandar	Perak	U15	Toronto, Ontario	0.0	20.0	35.5	26.0	30.0	55.0	55.0	0.0	0.0	221.5	
Owen	Laverty	U15	Whitby, Ontario	30.0	26.0	22.0	10.5	45.0	35.5	11.0	12.5	37.0	219.0	
Caden	Imeson	U15	Ennismore, Ontario	30.0	32.5	45.0	14.0	15.0	0.0	37.5	11.0	32.5	217.5	
Cole	Pottle	U15	Peterborough, Ontario	30.0	11.0	15.0	12.0	15.0	25.0	21.0	18.0	60.0	196.0	
Liam	Morden	U15	Brooklin, Ontario	30.0	0.0	28.0	11.3	0.0	31.0	11.0	33.0	0.0	144.3	
Sean	Michalicka	U15	Pickering, Ontario	30.0	12.0	17.0	22.0	15.0	22.0	0.0	0.0	25.0	143.0	
Dylan	Clarey	U15	Newcastle, Ontario	30.0	11.0	17.0	10.5	0.0	19.0	0.0	22.0	32.5	142.0	
Aidan	Talent	U15	Brooklin, Ontario	0.0	40.0	25.0	11.0	15.0	19.0	13.3	12.5	0.0	135.8	
Josh	Ye	U15	Markham, Ontario	0.0	23.0	18.5	11.3	0.0	0.0	12.0	15.0	45.0	124.8	
Carson	Birch	U15	Uxbridge, Ontario	0.0	11.0	17.0	17.0	0.0	17.0	13.3	0.0	45.0	120.3	
Anderson	Cheng	U15	Whitby, Ontario	30.0	20.0	18.0	0.0	15.0	17.0	0.0	0.0	0.0	100.0	
Seth	Fryer-Wilson	U15	Whitby, Ontario	0.0	10.0	15.0	12.0	0.0	18.0	21.0	12.0	0.0	88.0	
Xander	Clapham	U15	Lakefield, Ontario	30.0	0.0	0.0	0.0	15.0	0.0	10.0	11.0	0.0	66.0	
Reid	Stephen	U15	Whitby, Ontario	30.0	11.0	0.0	0.0	0.0	0.0	13.3	11.0	0.0	65.3	
Kees	deGraauw	U15	Pickering, Ontario	0.0	0.0	0.0	0.0	0.0	18.0	11.0	0.0	20.5	49.5	
Ben	Deschamps	U15	Lindsay, Ontario	0.0	12.0	0.0	0.0	0.0	0.0	10.0	0.0	0.0	22.0	
Josh	Storey	U15	Peterborough, Ontario	0.0	0.0	0.0	10.0	0.0	0.0	10.0	0.0	0.0	20.0	
Cameron	McDermott	U15	Lindsay, Ontario	0.0	0.0	0.0	10.0	0.0	0.0	0.0	0.0	0.0	10.0	

# RESULTS - TOUR POINTS (GIRLS)

2020 Tour Qualifier Exempt

 Tour Points Scoring provided by:  Street North Animal Hospital			 	Quarry Golf Club "Junior/Senior"	Cedarhurst Golf Club	Lindsay Golf & Country Club	William F. Hayball	Brian Wilkins Match Play	Oakridge Golf Club	Kawartha Golf & Country Club	Wildfire Golf Club	Timber Ridge Golf Course	Tour Championships	Total 7 of 8 Events
Courtney	Howlett	U19G	Courtice, Ontario	0.0	55.0	80.0	25.0	80.0	0.0	55.0	55.0	0.0		350.0
Aryn	Matthews	U15G	Little Britain, Ontario	15.0	20.0	45.0	15.0	25.0	80.0	20.0	5.0	30.0		250.0
Kennedy	Belfon	U15G	Ajax, Ontario	0.0	15.0	20.0	25.0	45.0	0.0	0.0	25.0	62.5		192.5
Abigail	Dove	U15G	Brooklin, Ontario	0.0	30.0	30.0	55.0	0.0	0.0	10.0	25.0	0.0		150.0
Caisey	Van Den Oetelaar	U19G	Whitby, Ontario	15.0	5.0	0.0	5.0	0.0	45.0	10.0	5.0	62.5		147.5
Siera	Mohun	U19G	Uxbridge, Ontario	0.0	0.0	0.0	5.0	0.0	30.0	30.0	15.0	20.0		100.0
Marie	Carunungan	U15G	Bowmanville, Ontario	0.0	0.0	8.0	5.0	0.0	0.0	5.0	5.0	8.0		31.0

Full Tour		
Elite		
Position	Points	%
1	360	18.00%
2	215	10.75%
3	135	6.75%
4	100	5.00%
5	80	4.00%
6	75	3.75%
7	70	3.50%
8	65	3.25%
9	60	3.00%
10	55	2.75%
11	51	2.55%
12	47	2.35%
13	43	2.15%
14	39	1.95%
15	37	1.85%
16	35	1.75%
17	33	1.65%
18	31	1.55%
19	29	1.45%
20	27	1.35%
21	25	1.25%
22	23	1.15%
23	21	1.05%
24	20	1.00%
25	18	0.90%
26	17	0.85%
27	16	0.80%
28	15	0.75%
29	15	0.75%
30	14	0.70%
31	14	0.70%
32	13	0.65%
33	13	0.65%
34	12	0.60%
35	12	0.60%
36	11	0.55%
37	11	0.55%
38	10	0.50%
39	10	0.50%
40	9	0.45%
41	9	0.45%
42	8	0.40%
43	8	0.40%
44	7	0.35%
45	7	0.35%
46	5	0.25%
47	5	0.25%
48	5	0.25%
49	5	0.25%
50	5	0.25%
51	5	0.25%
52	5	0.25%
53	5	0.25%
54	5	0.25%
55	5	0.25%
56	5	0.25%
57	5	0.25%
58	5	0.25%
59	5	0.25%
60	5	0.25%
	2000	100.00%

Full Tour		
Major		
Position	Points	%
1	535	17.83%
2	325	10.83%
3	200	6.67%
4	150	5.00%
5	120	4.00%
6	110	3.67%
7	105	3.50%
8	95	3.17%
9	90	3.00%
10	83	2.77%
11	77	2.57%
12	71	2.37%
13	65	2.17%
14	59	1.97%
15	56	1.87%
16	53	1.77%
17	50	1.67%
18	47	1.57%
19	44	1.47%
20	41	1.37%
21	38	1.27%
22	35	1.17%
23	32	1.07%
24	30	1.00%
25	28	0.93%
26	26	0.87%
27	24	0.80%
28	22	0.73%
29	22	0.73%
30	21	0.70%
31	21	0.70%
32	20	0.67%
33	20	0.67%
34	18	0.60%
35	18	0.60%
36	17	0.57%
37	17	0.57%
38	15	0.50%
39	15	0.50%
40	14	0.47%
41	14	0.47%
42	12	0.40%
43	12	0.40%
44	11	0.37%
45	11	0.37%
46	8	0.27%
47	8	0.27%
48	8	0.27%
49	8	0.27%
50	8	0.27%
51	8	0.27%
52	7	0.23%
53	7	0.23%
54	7	0.23%
55	7	0.23%
56	7	0.23%
57	7	0.23%
58	7	0.23%
59	7	0.23%
60	7	0.23%
	3000	100.00%

Junior Girls (U19)		
Elite		
Position	Points	%
1	55	42.31%
2	30	23.08%
3	20	15.38%
4	15	11.54%
5	5	3.85%
6	5	3.85%
	130	100.00%

Major		
Position	Points	%
1	80	42.11%
2	45	23.68%
3	30	15.79%
4	20	10.53%
5	8	4.21%
6	7	3.68%
	190	100.00%

Bantam (U15)		
Elite		
Position	Points	%
1	140	21.05%
2	85	12.78%
3	55	8.27%
4	40	6.02%
5	35	5.26%
6	30	4.51%
7	27	4.06%
8	25	3.76%
9	23	3.46%
10	21	3.16%
11	19	2.86%
12	17	2.56%
13	15	2.26%
14	13	1.95%
15	12	1.80%
16	12	1.80%
17	12	1.80%
18	11	1.65%
19	11	1.65%
20	11	1.65%
21	11	1.65%
22	10	1.50%
23	10	1.50%
24	10	1.50%
25	10	1.50%
	665	100.00%

Bantam (U15)		
Major		
Position	Points	%
1	210	21.00%
2	130	13.00%
3	85	8.50%
4	60	6.00%
5	50	5.00%
6	45	4.50%
7	40	4.00%
8	37	3.70%
9	34	3.40%
10	31	3.10%
11	28	2.80%
12	25	2.50%
13	22	2.20%
14	19	1.90%
15	19	1.90%
16	18	1.80%
17	18	1.80%
18	18	1.80%
19	17	1.70%
20	17	1.70%
21	17	1.70%
22	15	1.50%
23	15	1.50%
24	15	1.50%
25	15	1.50%
	1000	100.00%

Full Tour		
Match Play		
Position	Points	%
1	535	18.38%
2	325	11.17%
3	175	6.01%
4	175	6.01%
5	105	3.61%
6	105	3.61%
7	105	3.61%
8	105	3.61%
9	80	2.75%
10	80	2.75%
11	80	2.75%
12	80	2.75%
13	20	0.69%
14	20	0.69%
15	20	0.69%
16	20	0.69%
17	20	0.69%
18	20	0.69%
19	20	0.69%
20	20	0.69%
21	20	0.69%
22	20	0.69%
23	20	0.69%
24	20	0.69%
25	20	0.69%
26	20	0.69%
27	20	0.69%
28	20	0.69%
29	20	0.69%
30	20	0.69%
31	20	0.69%
32	20	0.69%
33	20	0.69%
34	20	0.69%
35	20	0.69%
36	20	0.69%
37	20	0.69%
38	20	0.69%
39	20	0.69%
40	20	0.69%
41	20	0.69%
42	20	0.69%
43	20	0.69%
44	20	0.69%
45	20	0.69%
46	20	0.69%
47	20	0.69%
48	20	0.69%
49	20	0.69%
50	20	0.69%
51	20	0.69%
52	20	0.69%
53	20	0.69%
54	20	0.69%
55	20	0.69%
56	20	0.69%
57	20	0.69%
58	20	0.69%
59	20	0.69%
60	20	0.69%
	2910	100.00%

Junior Girls (U19)		
Match Play		
Position	Points	%
1	80	45.71%
2	45	25.71%
3	25	14.29%
4	25	14.29%
5	0	0.00%
6	0	0.00%
	175	100.00%

Bantam (U15)		
Match Play		
Position	Points	%
1	210	21.32%
2	130	13.20%
3	75	7.61%
4	75	7.61%
5	45	4.57%
6	45	4.57%
7	45	4.57%
8	45	4.57%
9	30	3.05%
10	30	3.05%
11	30	3.05%
12	30	3.05%
13	15	1.52%
14	15	1.52%
15	15	1.52%
16	15	1.52%
17	15	1.52%
18	15	1.52%
19	15	1.52%
20	15	1.52%
21	15	1.52%
22	15	1.52%
23	15	1.52%
24	15	1.52%
25	15	1.52%
	985	100.00%