









RESULTS - TOUR POINTS (OVERALL)

2019 Tour Qualifier Exempt

  			Quarry Golf Club "Parent/Child"	Cedarhurst Golf Club	Lindsay Golf & Country Club	William F. Hayball	Brian Wilkins Match Play	Scarboro Golf & Country Club	Oakridge Golf Club	Whitevale Golf Club	Kawartha Golf & Country Club	Timber Ridge Golf Course	Wildfire Golf Club	Tour Championships	Penalty	Total 8 of 10 Events	
 Tour Points Scoring provided by: GOLF PERFORMANCE COACHES																	
Cameron	Corbett	U17	Lindsay Golf & Country Club	85.0	0.0	535.0	0.0	0.0	65.0	262.5	360.0	0.0	325.0	287.5	325.0		2245.0
Chase	Plain	U17	Oakridge Golf Club	85.0	360.0	325.0	175.0	175.0	75.0	135.0	21.4	34.0	150.0	35.0	86.5		1601.5
Justin	Posteraro	U19	Royal Ashburn Golf Club	85.0	72.5	120.0	75.0	535.0	55.3	68.0	77.5	135.0	92.5	65.0	45.5		1306.0
Mark	Clarey	U17	Dalewood Golf Club	0.0	57.5	0.0	0.0	0.0	37.0	535.0	41.0	75.0	200.0	117.5	105.0		1168.0
Matthew	Billington	U19	Whitevale Golf Club	0.0	215.0	50.0	32.0	0.0	0.0	47.0	117.5	215.0	107.5	287.5	95.0		1166.5
Karsen	Gunter	U17	Dalewood Golf Club	0.0	72.5	92.5	0.0	0.0	29.0	90.0	77.5	34.0	120.0	14.7	535.0		1065.2
Connor	Stalteri	U19	Quarry Golf Club	85.0	72.5	200.0	47.0	0.0	0.0	103.3	117.5	0.0	58.3	117.5	156.7		957.8
Joshua	Stalteri	U17	Quarry Golf Club	85.0	135.0	80.0	0.0	0.0	117.5	68.0	47.0	360.0	0.0	26.0	38.0		956.5
Ethan	Gillis	U15	Cherry Downs Golf Club	0.0	57.5	105.0	360.0	0.0	0.0	135.0	53.0	62.5	58.3	43.0	45.5		919.8
Spencer	Grainger	U17	Dalewood Golf Club	0.0	0.0	110.0	0.0	0.0	215.0	262.5	53.0	0.0	77.0	77.5	86.5		881.5
Matthew	Kartusch	U19	Peterborough Golf & Country Club	0.0	11.7	42.5	32.0	0.0	45.0	103.3	0.0	0.0	535.0	55.0	51.5	-100.0	776.0
Noah	Campbell	U17	Coppinwood Golf Club	85.0	0.0	62.8	37.0	0.0	0.0	54.5	65.0	77.0	77.0	51.0	156.7		664.0
Tanner	BigCanoe	U19	Lindsay Golf & Country Club	0.0	0.0	50.0	175.0	0.0	0.0	16.3	215.0	16.5	0.0	0.0	156.7		629.5
Nathanial	Coombes	U19	Bowmanville Golf & Country Club	0.0	0.0	150.0	37.0	0.0	0.0	21.0	41.0	53.0	92.5	65.0	74.0		533.5
Jack	Moloney	U17	Kawartha Golf & Country Club	85.0	11.7	25.0	25.0	105.0	0.0	11.0	33.0	43.0	35.0	35.0	110.0		507.7
Jakob	Ain	U17	Oakdale Gof & Country Club	0.0	0.0	36.5	0.0	80.0	360.0	0.0	21.4	0.0	0.0	0.0	0.0		497.9
Ethan	Phillips	U17	Oshawa Golf & Curling Club	85.0	0.0	62.8	15.0	0.0	70.0	54.5	21.4	27.0	48.5	35.0	38.0		457.2
David	Imeson	U17	Peterborough Golf & Country Club	85.0	17.2	62.8	0.0	105.0	55.3	0.0	0.0	8.8	25.0	43.0	32.0		434.1
Jaden	Goulet	U15	Oakridge Golf Club	85.0	13.3	14.5	47.0	30.0	37.0	83.0	0.0	8.8	58.3	26.0	29.0		423.1
Ryan	Crowley	U15	Dalewood Golf Club	0.0	0.0	0.0	0.0	30.0	55.3	22.7	16.0	43.0	107.5	65.0	38.0		377.5
Adam	Bain	U19	Granite Golf Club	0.0	0.0	92.5	47.0	0.0	0.0	47.0	65.0	100.0	77.0	43.0	0.0	-100.0	371.5
Annie	Piggott	U19G	Lindsay Golf & Country Club	85.0	17.2	36.5	37.0	0.0	22.0	59.0	33.0	13.0	0.0	0.0	62.0		364.7
Nathan	Leonard	U15	Oshawa Golf & Curling Club	85.0	72.5	12.0	14.3	0.0	0.0	35.0	21.4	53.0	28.0	21.3	21.5		364.0
Nicholas	Mills	U19	Wildfire Golf Club	0.0	0.0	50.0	62.5	105.0	0.0	29.0	9.7	27.0	22.0	30.0	25.0		360.2
Charlie	Moloney	U17	Kawartha Golf & Country Club	85.0	5.0	8.0	10.0	175.0	0.0	8.0	11.0	6.3	15.0	12.0	14.5		344.8
Jesse	Marcov	U15	Dalewood Golf Club	0.0	5.0	17.0	14.3	30.0	80.0	77.0	21.4	14.7	30.0	10.0	51.5		335.9
Hunter	Grissom	U15	Dalewood Golf Club	0.0	0.0	16.0	25.0	30.0	37.0	29.0	5.0	75.0	21.0	12.0	62.0		307.0
Tyler	Savard	U17	Kawartha Golf & Country Club	85.0	43.0	25.0	0.0	105.0	0.0	47.0	33.0	62.5	0.0	0.0	0.0	-100.0	300.5
Jordan	Martins	U17	Weston Golf Club	85.0	11.7	80.0	80.0	0.0	0.0	0.0	0.0	14.7	0.0	0.0	29.0		300.4
Mitchell	Greer	U17	Lakeridge Links Golf Club	0.0	36.0	25.0	0.0	325.0	0.0	0.0	0.0	13.0	21.0	13.5	16.0	-150.0	299.5
Jack	Gratrix	U15	Lakeridge Links Golf Club	85.0	14.5	14.5	9.0	30.0	26.0	22.7	12.7	21.3	22.0	14.7	20.3		271.0
Alexi	Filion	U17	Dalewood Golf Club	0.0	14.5	31.0	13.0	0.0	45.0	19.0	16.0	21.3	25.0	77.5	13.0		262.3
Scott	Green	U17	Kawartha Golf & Country Club	0.0	36.0	20.3	0.0	80.0	0.0	13.0	16.0	12.0	48.5	30.0	0.0		255.8
Brian	Watters	U17	Royal Ashburn Golf Club	85.0	25.0	18.0	25.0	0.0	0.0	7.0	5.0	8.8	18.3	21.3	12.0		225.4
Nyah	Kelly	U19G	Lindsay Golf & Country Club	85.0	39.0	42.5	0.0	0.0	0.0	0.0	0.0	0.0	0.0	0.0	56.0		222.5
Barrett	Potter	U15	Lakeridge Links Golf Club	85.0	7.0	7.3	0.0	30.0	17.5	21.0	7.7	10.7	18.3	12.0	13.0		222.5
Sebastian	Holinaty	U19	Black Diamond Golf Club	85.0	0.0	0.0	17.8	80.0	26.0	19.0	14.3	0.0	35.0	17.5	20.3	-100.0	214.9
Ty	Stansfield	U15	Thornhill Golf & Country Club	0.0	25.0	31.0	0.0	0.0	117.5	41.0	0.0	0.0	0.0	0.0	0.0		214.5




RESULTS - TOUR POINTS (OVERALL)


2019 Tour Qualifier Exempt

 Tour Points Scoring provided by:  GOLF PERFORMANCE COACHES			 	Quarry Golf Club "Parent/Child"	Cedarhurst Golf Club	Lindsay Golf & Country Club	William F. Hayball	Brian Wilkins Match Play	Scarboro Golf & Country Club	Oakridge Golf Club	Whitevale Golf Club	Kawartha Golf & Country Club	Timber Ridge Golf Course	Wildfire Golf Club	Tour Championships	Penalty	Total 8 of 10 Events
Nathan	Brough	U17	Oakridge Golf Club	85.0	13.3	7.3	17.8	20.0	0.0	8.0	14.3	6.3	14.0	21.3	11.0		212.0
Bradley	Park	U15	Lakeridge Links Golf Club	85.0	10.5	8.0	7.5	30.0	11.0	7.0	5.0	5.0	14.0	0.0	21.5		199.5
Connor	Kreppner	U17	Don Valley Golf Club	85.0	0.0	8.0	11.0	20.0	32.0	15.0	28.0	0.0	0.0	0.0			199.0
Dale	Junkin	U15	Oshawa Golf & Curling Club	0.0	25.0	8.0	62.5	0.0	12.0	18.0	14.3	8.8	20.0	16.0	22.0		198.6
Hunter	Kolm	U15	Summit Golf & Country Club	0.0	100.0	62.8	0.0	0.0	0.0	0.0	0.0	34.0	0.0	0.0	0.0		196.8
Megan	Fitchett	U19G	Lakeridge Links Golf Club	0.0	49.0	0.0	100.0	0.0	0.0	38.0	0.0	34.0	0.0	0.0	74.0	-100.0	195.0
Wyatt	Fryer-Wilson	U15	Oshawa Golf & Curling Club	85.0	17.2	0.0	0.0	20.0	17.5	13.0	0.0	0.0	0.0	12.0	18.0		182.7
Tanner	Cardwell	U15	Oshawa Golf & Curling Club	0.0	17.2	25.0	0.0	0.0	0.0	103.3	65.0	27.0	42.5	0.0	0.0	-100.0	180.0
Brandon	Nye	U15	Lakeridge Links Golf Club	0.0	8.0	0.0	0.0	30.0	16.0	29.0	28.0	0.0	18.3	9.0	25.0		163.3
Jack	Carlow	U15	Peterborough Golf & Country Club	85.0	17.2	0.0	25.0	20.0	0.0	0.0	0.0	8.8	0.0	0.0	0.0		156.0
Matteo	Ramzan	U17	Oshawa Golf & Curling Club	0.0	0.0	0.0	17.8	80.0	20.0	20.0	12.7	5.0	0.0	0.0	0.0		155.5
Tristan	Coote	U19	Lakeridge Links Golf Club	0.0	6.0	7.3	9.0	20.0	0.0	7.0	12.7	0.0	58.3	13.5	20.3		154.1
Aleksandar	Perak	U15	Brampton Golf & Country Club	0.0	5.0	11.0	12.0	30.0	22.0	13.0	9.7	18.0	17.0	0.0	16.0		148.7
Jaiden	Brown	U15	Newcastle Golf & Country Club	85.0	9.3	7.0	5.0	0.0	13.0	0.0	11.5	0.0	0.0	9.0	8.0		147.8
Rachel	Jackson	U19G	Dalewood Golf Club	0.0	9.3	16.0	17.8	0.0	32.0	0.0	9.0	0.0	42.5	17.5	0.0		144.1
Taos	Jordan	U15	Winchester Golf Club	0.0	10.5	7.0	10.0	30.0	14.5	29.0	5.0	5.0	15.0	10.0	17.5		143.5
Darien	McFayden	U17	Bushwood Golf Club	85.0	5.0	14.0	7.5	0.0	15.0	8.0	0.0	0.0	0.0	0.0	0.0		134.5
Andrew	Thake	U15	Kawartha Golf & Country Club	85.0	8.0	8.0	7.5	0.0	11.0	8.0	0.0	5.0	0.0	0.0	0.0		132.5
Nick	Cundari	U17	North Bay Golf & Country Club	0.0	49.0	18.0	0.0	0.0	0.0	16.3	0.0	10.7	35.0	0.0	0.0		129.0
Ethan	BigCanoe	U15	Lindsay Golf & Country Club	0.0	6.0	7.3	62.5	0.0	12.0	7.0	7.7	13.0	0.0	0.0	11.0		126.5
Dante	Vitug	U15	Summit Golf & Country Club	0.0	0.0	21.5	25.0	30.0	0.0	22.7	0.0	14.7	0.0	0.0	0.0		113.9
Troy	Tsai	U15	Summit Golf & Country Club	0.0	32.0	20.3	11.0	0.0	0.0	0.0	0.0	43.0	0.0	0.0	0.0		106.3
Robbie	Pemberton	U15	Summit Golf & Country Club	0.0	32.0	11.5	0.0	0.0	0.0	0.0	37.0	21.3	0.0	0.0	0.0		101.8
Charley	Stephen	U15	Oshawa Golf & Curling Club	85.0	9.3	21.5	14.3	30.0	0.0	8.0	5.0	0.0	0.0	11.0	14.5	-100.0	98.6
Connor	Deline	U17	Coppinwood Golf Club	85.0	0.0	0.0	0.0	0.0	0.0	0.0	9.7	0.0	0.0	0.0	0.0		94.7
Ben	Hirasawa	U17	Weston Golf Club	0.0	25.0	0.0	62.5	0.0	0.0	0.0	0.0	0.0	0.0	0.0	0.0		87.5
Adam	DiGiacinto	U17	Lakeridge Golf Course	0.0	0.0	0.0	12.0	20.0	10.0	0.0	0.0	6.3	0.0	8.0	17.5		73.8
Caden	McHenry	U17	Summit Golf & Country Club	0.0	25.0	20.3	0.0	0.0	0.0	0.0	0.0	16.5	0.0	0.0	0.0		61.8
Jack	Kerrigan	U17	Wooden Sticks Golf Club	0.0	0.0	0.0	13.0	0.0	13.0	8.0	7.7	0.0	0.0	14.7	0.0		56.4
Alyssa	Perruccio	U19G	Brampton Golf & Country Club	0.0	0.0	11.5	0.0	0.0	14.5	13.0	11.5	5.0	0.0	0.0	0.0		55.5
Tyson	Baddeley	U15	Oshawa Golf & Curling Club	85.0	5.0	7.0	5.0	0.0	0.0	11.0	7.0	10.7	18.3	0.0	0.0	-100.0	49.0
Aidan	Talent	U15	Lakeridge Links Golf Club	0.0	13.3	0.0	7.5	0.0	14.0	0.0	0.0	5.0	0.0	8.0	0.0		47.8
Teddy	Schoenith	U15	Wyndance Golf Club	0.0	0.0	0.0	0.0	0.0	0.0	16.3	0.0	13.0	0.0	0.0	0.0		29.3
Hadley	McHenry	U19G	Summit Golf & Country Club	0.0	5.0	0.0	0.0	0.0	0.0	0.0	0.0	5.0	0.0	0.0	0.0		10.0
Asha	Chandra	U19G	Kawartha Golf & Country Club	0.0	0.0	0.0	0.0	0.0	0.0	0.0	0.0	5.0	0.0	0.0	0.0		5.0
Ava	Koukofikas	U19G	Cedar Brae Golf Club	0.0	0.0	0.0	0.0	0.0	0.0	0.0	0.0	0.0	0.0	0.0	0.0		0.0
Justin	Matthews	U15	Oshawa Golf & Curling Club	0.0	0.0	0.0	0.0	0.0	0.0	0.0	0.0	0.0	0.0	0.0	0.0		0.0
Jack	Papageorgiou			0.0	0.0	0.0	0.0	0.0	0.0	0.0	0.0	0.0	0.0	0.0	0.0		0.0





RESULTS - TOUR POINTS (U19 - Girls)

2019 Tour Qualifier Exempt

  				Quarry Golf Club "Parent/Child"	Cedarhurst Golf Club	Lindsay Golf & Country Club	William F. Hayball	Brian Wilkins Match Play	Scarboro Golf & Country Club	Oakridge Golf Club	Whitevale Golf Club	Kawartha Golf & Country Club	Timber Ridge Golf Course	Wildfire Golf Club	Tour Championships	Penalty	Total 8 of 10 Events
Annie	Piggott	U19G	Lindsay Golf & Country Club	15.0	20.0	45.0	30.0	0.0	30.0	80.0	55.0	30.0	0.0	0.0	45.0	0.0	350.0
Megan	Fitchett	U19G	Lakeridge Links Golf Club	0.0	55.0	0.0	55.0	0.0	0.0	45.0	0.0	55.0	0.0	0.0	80.0	-15.0	275.0
Rachel	Jackson	U19G	Dalewood Golf Club	0.0	15.0	30.0	20.0	0.0	55.0	0.0	20.0	0.0	80.0	55.0	0.0	0.0	275.0
Nyah	Kelly	U19G	Lindsay Golf & Country Club	15.0	30.0	80.0	0.0	0.0	0.0	0.0	0.0	0.0	0.0	0.0	30.0	0.0	155.0
Alyssa	Perruccio	U19G	Brampton Golf & Country Club	0.0	0.0	20.0	15.0	0.0	20.0	30.0	30.0	20.0	0.0	0.0	0.0	0.0	135.0
Asha	Chandra	U19G	Kawartha Golf & Country Club	0.0	0.0	0.0	0.0	0.0	0.0	0.0	0.0	15.0	0.0	0.0	0.0	0.0	15.0
Hadley	McHenry	U19G	Summit Golf & Country Club	0.0	5.0	0.0	0.0	0.0	0.0	0.0	0.0	5.0	0.0	0.0	0.0	0.0	10.0
Ava	Koukofikas	U19G	Cedar Brae Golf Club	0.0	0.0	0.0	0.0	0.0	0.0	0.0	0.0	0.0	0.0	0.0	0.0	0.0	0.0

Tour Points Scoring provided by:
 GOLF PERFORMANCE COACHES

RESULTS - TOUR POINTS (Rookie Tour)

  				Cedarhurst Golf Club	Lindsay Golf & Country Club	William F. Hayball	Oakridge Golf Club	Whitevale Golf Club	Total
 Tour Points Scoring provided by: GPC GOLF PERFORMANCE COACHES									
Boyer,	Carson	U13	GPC Rookie Tour	12.0	14.0	12.0	11.0	0.0	49.0
Lim,	Aaron	U13	GPC Rookie Tour	12.0	6.0	12.0	8.0	10.0	48.0
Farruggio,	Christopher	U13	GPC Rookie Tour	9.0	0.0	0.0	7.0	16.0	32.0
Infurnari,	Gavin	U13	GPC Rookie Tour	7.0	9.0	0.0	9.0	7.0	32.0
Tandoc,	Beatrix	U13	GPC Rookie Tour	0.0	0.0	8.0	12.0	10.0	30.0
Waxman,	Hallie	U13	GPC Rookie Tour	12.0	13.0	0.0	0.0	0.0	25.0
Bogue,	David	U13	GPC Rookie Tour	7.0	0.0	0.0	7.0	6.0	20.0
Collins,	Lauren	U13	GPC Rookie Tour	0.0	0.0	0.0	10.0	9.0	19.0
Cann,	London	U13	GPC Rookie Tour	9.0	9.0	0.0	0.0	0.0	18.0
Boudreau,	Michael	U13	GPC Rookie Tour	6.0	0.0	0.0	5.0	6.0	17.0
Dean,	Bo	U13	GPC Rookie Tour	0.0	0.0	17.0	0.0	0.0	17.0
Lim,	Zoey	U13	GPC Rookie Tour	0.0	0.0	0.0	0.0	12.0	12.0
Dean,	Carver	U13	GPC Rookie Tour	0.0	0.0	12.0	0.0	0.0	12.0
D'Abreu,	Julian	U13	GPC Rookie Tour	0.0	0.0	11.0	0.0	0.0	11.0
Carlson,	Jack	U13	GPC Rookie Tour	0.0	0.0	8.0	0.0	0.0	8.0
Goddard,	Amy	U13	GPC Rookie Tour	0.0	0.0	6.0	0.0	0.0	6.0
Goddard,	Rachel	U13	GPC Rookie Tour	0.0	0.0	4.0	0.0	0.0	4.0

Full Tour		
Elite		
Position	Points	%
1	360	18.00%
2	215	10.75%
3	135	6.75%
4	100	5.00%
5	80	4.00%
6	75	3.75%
7	70	3.50%
8	65	3.25%
9	60	3.00%
10	55	2.75%
11	51	2.55%
12	47	2.35%
13	43	2.15%
14	39	1.95%
15	37	1.85%
16	35	1.75%
17	33	1.65%
18	31	1.55%
19	29	1.45%
20	27	1.35%
21	25	1.25%
22	23	1.15%
23	21	1.05%
24	20	1.00%
25	18	0.90%
26	17	0.85%
27	16	0.80%
28	15	0.75%
29	15	0.75%
30	14	0.70%
31	14	0.70%
32	13	0.65%
33	13	0.65%
34	12	0.60%
35	12	0.60%
36	11	0.55%
37	11	0.55%
38	10	0.50%
39	10	0.50%
40	9	0.45%
41	9	0.45%
42	8	0.40%
43	8	0.40%
44	7	0.35%
45	7	0.35%
46	5	0.25%
47	5	0.25%
48	5	0.25%
49	5	0.25%
50	5	0.25%
51	5	0.25%
52	5	0.25%
53	5	0.25%
54	5	0.25%
55	5	0.25%
56	5	0.25%
57	5	0.25%
58	5	0.25%
59	5	0.25%
60	5	0.25%
	2000	100.00%

Full Tour		
Major		
Position	Points	%
1	535	17.83%
2	325	10.83%
3	200	6.67%
4	150	5.00%
5	120	4.00%
6	110	3.67%
7	105	3.50%
8	95	3.17%
9	90	3.00%
10	83	2.77%
11	77	2.57%
12	71	2.37%
13	65	2.17%
14	59	1.97%
15	56	1.87%
16	53	1.77%
17	50	1.67%
18	47	1.57%
19	44	1.47%
20	41	1.37%
21	38	1.27%
22	35	1.17%
23	32	1.07%
24	30	1.00%
25	28	0.93%
26	26	0.87%
27	24	0.80%
28	22	0.73%
29	22	0.73%
30	21	0.70%
31	21	0.70%
32	20	0.67%
33	20	0.67%
34	18	0.60%
35	18	0.60%
36	17	0.57%
37	17	0.57%
38	15	0.50%
39	15	0.50%
40	14	0.47%
41	14	0.47%
42	12	0.40%
43	12	0.40%
44	11	0.37%
45	11	0.37%
46	8	0.27%
47	8	0.27%
48	8	0.27%
49	8	0.27%
50	8	0.27%
51	8	0.27%
52	7	0.23%
53	7	0.23%
54	7	0.23%
55	7	0.23%
56	7	0.23%
57	7	0.23%
58	7	0.23%
59	7	0.23%
60	7	0.23%
	3000	100.00%

Junior Girls (U19)		
Elite		
Position	Points	%
1	55	42.31%
2	30	23.08%
3	20	15.38%
4	15	11.54%
5	5	3.85%
6	5	3.85%
	130	100.00%

Major		
Position	Points	%
1	80	42.11%
2	45	23.68%
3	30	15.79%
4	20	10.53%
5	8	4.21%
6	7	3.68%
	190	100.00%

Bantam (U15)		
Elite		
Position	Points	%
1	140	21.05%
2	85	12.78%
3	55	8.27%
4	40	6.02%
5	35	5.26%
6	30	4.51%
7	27	4.06%
8	25	3.76%
9	23	3.46%
10	21	3.16%
11	19	2.86%
12	17	2.56%
13	15	2.26%
14	13	1.95%
15	12	1.80%
16	12	1.80%
17	12	1.80%
18	11	1.65%
19	11	1.65%
20	11	1.65%
21	11	1.65%
22	10	1.50%
23	10	1.50%
24	10	1.50%
25	10	1.50%
	665	100.00%

Bantam (U15)		
Major		
Position	Points	%
1	210	21.00%
2	130	13.00%
3	85	8.50%
4	60	6.00%
5	50	5.00%
6	45	4.50%
7	40	4.00%
8	37	3.70%
9	34	3.40%
10	31	3.10%
11	28	2.80%
12	25	2.50%
13	22	2.20%
14	19	1.90%
15	19	1.90%
16	18	1.80%
17	18	1.80%
18	18	1.80%
19	17	1.70%
20	17	1.70%
21	17	1.70%
22	15	1.50%
23	15	1.50%
24	15	1.50%
25	15	1.50%
	1000	100.00%