

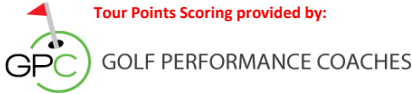





RESULTS - TOUR POINTS (OVERALL)

2018 Tour Qualifier Exempt

 				Quarry Golf Club "Parent/Child"	Cedarhurst Golf Club	Lindsay Golf & Country Club	William F. Hayball	Scarboro Golf & Country Club	Wildfire Golf Club	Oakridge Golf Club	Kawartha Golf & Country Club	Timber Ridge Golf Course	Brian Wilkins Match Play	Tour Championships	Total 7 of 9 Events
															
Ryan	Page	U19	Lakeridge Links Golf Club	0.0	360.0	535.0	37.4	0.0	117.5	135.0	75.0	535.0	175.0	325.0	2,257.5
Nicholas	Pacione	U19	Cherry Downs Golf & Country Club	0.0	33.0	41.0	62.5	360.0	14.0	262.5	33.0	15.0	535.0	38.0	1,365.0
Nicholas	Oosterhof	U19	Dalewood Golf Club	85.0	215.0	71.0	37.4	0.0	77.5	95.0	0.0	56.0	105.0	535.0	1,276.9
Cameron	Corbett	U17	Lindsay Golf & Country Club	85.0	51.2	325.0	75.0	32.0	18.6	262.5	75.0	150.0	20.0	111.7	1,167.4
Matthew	Billington	U17	Whitevale Golf Club	85.0	12.0	31.0	75.0	0.0	18.6	535.0	23.0	262.5	0.0	92.5	1,134.6
Davis	Legree	U19	Lakeridge Links Golf Club	85.0	0.0	83.3	9.5	51.0	18.6	48.5	360.0	262.5	70.0	45.5	1,024.4
Tanner	BigCanoe	U17	Lindsay Golf & Country Club	85.0	135.0	200.0	62.5	105.0	37.4	105.0	175.0	111.7	105.0	0.0	1,021.7
Justin	Matthews	U15	Oshawa Golf & Curling Club	85.0	100.0	150.0	150.0	67.5	62.5	56.0	100.0	48.5	20.0	150.0	921.0
Spencer	Grainger	U15	Dalewood Golf Club	85.0	51.2	41.0	150.0	17.5	15.0	86.5	16.0	56.0	20.0	200.0	707.2
Jordan	Breen	U17	Coppinwood Golf Club	0.0	0.0	0.0	0.0	67.5	287.5	0.0	0.0	0.0	325.0	0.0	680.0
Tyler	McDowell	U19	Lakeridge Links Golf Club	85.0	0.0	103.3	150.0	215.0	62.5	0.0	0.0	0.0	0.0	60.0	675.8
Connor	Stalteri	U19	Quarry Golf Club	85.0	72.5	16.3	12.5	51.0	77.5	41.0	33.0	89.3	175.0	38.0	662.3
Justin	Posteraro	U17	Carruthers Creek Golf Club	85.0	19.0	120.0	51.0	22.3	18.6	32.3	57.8	111.7	70.0	111.7	661.8
Aidan	Nugent	U19	Lakeridge Links Golf Club	0.0	0.0	0.0	18.4	32.0	287.5	48.5	13.7	22.0	105.0	111.7	638.8
Nicholas	Mills	U17	Wildfire Golf Club	85.0	0.0	18.7	360.0	5.5	6.2	0.0	57.8	41.0	20.0	23.5	617.7
John	O'Rourke	U17	Dalewood Golf Club	85.0	19.0	0.0	75.0	32.0	13.0	135.0	57.8	48.5	70.0	92.5	614.8
Mathew	Wake	U19	Tamarac Golf and Country Club	0.0	72.5	56.6	10.5	22.3	37.4	71.0	175.0	35.0	0.0	53.0	522.8
Joshua	Stalteri	U15	Quarry Golf Club	85.0	12.0	103.3	51.0	41.0	49.0	86.5	16.0	28.0	20.0	38.0	501.8
Josh	Aitken	U17	Timber Ridge Golf Course	85.0	25.0	56.6	51.0	105.0	29.0	41.0	33.0	28.0	20.0	71.0	499.6
Adam	Bain	U19		0.0	36.0	28.0	27.0	67.5	11.5	71.0	0.0	111.7	70.0	80.0	491.2
Chase	Plain	U15	Oakridge Golf Club	85.0	51.2	83.3	18.4	32.0	9.2	26.0	19.0	89.3	20.0	45.5	451.3
Mark	Clarey	U17	Dalewood Golf Club	85.0	51.2	41.0	7.0	0.0	37.4	110.0	0.0	89.3	20.0	0.0	440.9
Nathanial	Coombes	U17	Bowmanville Golf & Country Club	85.0	30.0	26.0	37.4	105.0	18.6	16.0	23.0	24.0	70.0	23.5	423.9
Ethan	Phillips	U17	Oshawa Golf & Curling Club	85.0	72.5	56.6	8.3	15.0	49.0	71.0	33.0	32.0	20.0	0.0	419.1
Aidan	Hussey	U17	Barcovan Golf Club	85.0	0.0	56.6	27.0	8.7	117.5	26.0	33.0	22.0	20.0	23.5	410.6
Ava	Koukofikas	U19G	Cedar Brae Golf Club	0.0	9.5	41.0	9.5	67.5	29.0	56.0	13.7	77.0	20.0	80.0	384.2
Karsen	Gunter	U17	Dalewood Golf Club	85.0	36.0	11.7	27.0	11.0	37.4	22.0	9.5	41.0	70.0	50.0	380.1
Mitchell	Greer	U17	Lakeridge Links Golf Club	85.0	12.0	20.7	12.5	51.0	29.0	15.0	15.0	20.7	105.0	31.0	372.4
Noah	Campbell	U15	Wyndance Golf Club	85.0	0.0	22.7	12.5	17.5	5.0	22.0	57.8	68.0	20.0	60.0	365.5
Aidan	Maltman	U17	Peterborough Golf & Country Club	85.0	39.0	20.7	8.3	41.0	5.0	17.0	75.0	8.0	70.0	0.0	356.0
Megan	Fitchett	U19G	Lakeridge Links Golf Club	85.0	51.2	103.3	5.0	14.0	6.2	21.0	5.0	14.5	20.0	20.0	335.2
Ethan	Gillis	U15	Cherry Downs Golf & Country Club	0.0	0.0	41.0	7.0	22.3	0.0	32.3	45.0	68.0	20.0	60.0	295.6
Blake	Yetman	U15	Oshawa Golf & Curling Club	0.0	72.5	22.7	10.5	32.0	62.5	32.3	33.0	18.0	20.0	0.0	275.0
Keegan	Mongru	U17	Lakeridge Links Golf Club	85.0	19.0	0.0	14.7	22.3	37.4	56.0	0.0	17.0	20.0	0.0	271.4
Kyle	Corrigan	U19	Wyndance Golf Club	85.0	0.0	83.3	14.7	8.7	0.0	0.0	0.0	70.0	0.0	0.0	261.7
David	Imeson	U15	Peterborough Golf & Country Club	85.0	13.7	8.0	27.0	15.0	5.0	26.0	5.7	41.0	20.0	23.5	259.2
Matthew	Kartusch	U19	Black Diamond Golf Club	0.0	0.0	31.0	37.4	12.0	13.0	20.0	23.0	56.0	20.0	21.0	221.4
Jack	Moloney	U15	Kawartha Golf & Country Club	85.0	7.3	15.0	12.5	15.0	5.0	41.0	7.0	13.0	20.0	8.0	216.8
John	Stewart	U19	Coppinwood Golf Club	85.0	0.0	16.3	27.0	5.5	0.0	18.7	0.0	17.0	20.0	17.0	206.5
Henry	Gay	U15	Oshawa Golf & Curling Club	0.0	0.0	56.6	18.4	13.0	18.6	7.0	45.0	10.5	20.0	18.0	200.1
Nathan	Brough	U15		85.0	5.0	11.7	5.0	8.7	9.2	11.3	33.0	8.0	20.0	12.7	199.6
Calvin	Julie	U19	Wildfire Golf Club	85.0	0.0	20.7	18.4	11.0	18.6	11.3	13.7	0.0	0.0	20.0	198.7
Jack	Carlow	U15	Peterborough Golf & Country Club	85.0	19.0	18.7	14.7	11.0	11.0	16.0	11.5	10.5	20.0	0.0	195.9
Aidan	Cook	U17	Newcastle Golf & Country Club	85.0	12.0	8.0	5.0	5.0	5.0	8.0	19.0	28.0	20.0	9.0	194.0
Jacob	VanZeumeren	U17	Lindsay Golf & Country Club	85.0	15.0	8.0	8.3	5.0	11.5	8.0	0.0	18.0	20.0	17.5	191.3
Tyler	Savard	U15	Kawartha Golf & Country Club	0.0	25.0	22.7	37.4	32.0	5.0	18.7	11.5	14.5	20.0	21.0	191.3
Nathan	Leonard	U15	Oshawa Golf & Curling Club	85.0	9.5	11.7	5.0	5.0	6.2	11.3	11.5	20.7	20.0	15.0	190.9
Andrew	Thake	U15	Kawartha Golf & Country Club	85.0	8.5	14.0	5.0	5.5	13.0	11.3	5.0	20.0	20.0	12.7	190.0
Ethan	BigCanoe	U15	Lindsay Golf & Country Club	85.0	16.0	8.0	5.0	5.5	6.2	14.0	5.7	20.7	0.0	9.0	170.1




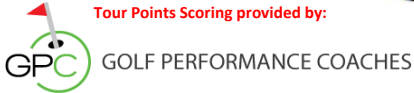
RESULTS - TOUR POINTS (OVERALL)

2018 Tour Qualifier Exempt

  				Quarry Golf Club "Parent/Child"	Cedarhurst Golf Club	Lindsay Golf & Country Club	William F. Hayball	Scarboro Golf & Country Club	Wildfire Golf Club	Oakridge Golf Club	Kawartha Golf & Country Club	Timber Ridge Golf Course	Brian Wilkins Match Play	Tour Championships	Total 7 of 9 Events
Rachel	Jackson	U19G	Dalewood Golf Club	85.0	5.0	8.0	5.0	10.0	5.0	11.3	5.0	10.5	20.0	12.7	167.5
Barrett	Potter	U15	Lakeridge Links Golf Club	85.0	8.5	7.0	5.0	5.0	5.0	18.7	0.0	0.0	0.0	11.0	145.2
Roycee	Southerland	U19G	Cedar Brae Golf Club	85.0	5.0	8.0	0.0	5.0	5.0	0.0	0.0	7.0	20.0	9.0	144.0
Connor	Deline	U15	Lakeridge Links Golf Club	85.0	5.0	7.0	0.0	0.0	5.0	8.0	5.0	0.0	20.0	0.0	135.0
Jordan	Martins	U17	Weston Golf Club	0.0	25.0	18.7	0.0	15.0	9.2	21.0	9.5	0.0	20.0	15.0	133.4
Charlie	Moloney	U15	Kawartha Golf & Country Club	85.0	10.5	0.0	5.0	5.0	5.0	0.0	8.0	0.0	0.0	14.0	132.5
Brendan	Livesey	U17/U19	Wyndance Golf Club	85.0	0.0	0.0	5.0	0.0	5.0	0.0	0.0	0.0	20.0	0.0	115.0
Seth	Brownrigg	U17	Royal Ashburn Golf Club	0.0	30.0	0.0	5.0	13.0	9.2	0.0	11.5	13.0	20.0	8.0	109.7
Tanner	Cardwell	U15	Oshawa Golf & Curling Club	85.0	10.5	0.0	0.0	0.0	6.2	0.0	0.0	0.0	0.0	7.0	108.7
Sean	Trapp	U19	Wyndance Golf Club	85.0	0.0	0.0	18.4	0.0	0.0	0.0	0.0	0.0	0.0	0.0	103.4
Tyson	Baddeley	U15		85.0	0.0	0.0	0.0	0.0	5.0	0.0	5.0	7.0	0.0	0.0	102.0
Jaden	Goulet	U15	Oakridge Golf Club	0.0	13.7	7.0	12.5	5.0	5.0	11.3	5.7	10.5	20.0	17.5	98.2
Ethan	Collins	U17	Oshawa Golf & Curling Club	0.0	0.0	0.0	12.5	11.0	62.5	0.0	11.5	0.0	0.0	0.0	97.5
Alexi	Filion	U17	Dalewood Golf Club	0.0	0.0	11.0	5.0	7.5	6.2	0.0	16.0	0.0	0.0	31.0	76.7
Scott	Green	U15		0.0	7.3	7.0	5.0	5.0	5.0	8.0	11.5	8.0	20.0	7.0	73.8
Nyah	Kelly	U19G	Lindsay Golf & Country Club	0.0	0.0	16.3	0.0	0.0	5.0	0.0	8.5	0.0	0.0	28.0	57.8
Sebastian	Holinaty	U17/U19	Black Diamond Golf Club	0.0	13.7	7.0	5.0	0.0	9.2	0.0	0.0	0.0	0.0	8.0	42.9
Adam	DiGiacinto	U17		0.0	5.0	0.0	5.0	7.5	0.0	8.0	5.0	0.0	0.0	8.0	38.5
Annie	Piggott	U19G	Lindsay Golf & Country Club	0.0	0.0	14.0	0.0	0.0	13.0	0.0	8.5	0.0	0.0	0.0	35.5
Owen	Mailhot	U15	Lakeridge Links Golf Club	0.0	7.3	0.0	0.0	0.0	5.0	0.0	0.0	8.0	0.0	7.0	27.3
Nolan	Pierce	U17	Oshawa Golf & Curling Club	0.0	0.0	0.0	0.0	0.0	25.0	0.0	0.0	0.0	0.0	0.0	25.0
Aleksandar	Perak	U15		0.0	15.0	0.0	0.0	5.0	0.0	0.0	0.0	0.0	0.0	0.0	20.0
Teddy	Schoenith	U15		0.0	0.0	0.0	0.0	5.0	0.0	0.0	0.0	8.0	0.0	0.0	13.0
Andrew	Olesinski	U17	Wyndance Golf Club	0.0	0.0	0.0	0.0	0.0	5.0	7.0	0.0	0.0	0.0	0.0	12.0
Daphne	Tambakis	U19G		0.0	0.0	0.0	0.0	0.0	0.0	0.0	5.0	7.0	0.0	0.0	12.0
					1950.0	2972.1	2000.0	1990.3	2030.4	2950.8	1970.4	2958.1	2910.0	2958.2	

RESULTS - TOUR POINTS (U15 - Bantam)


2018 Tour Qualifier Exempt

  				Quarry Golf Club "Parent/Child"	Cedarhurst Golf Club	Lindsay Golf & Country Club	William F. Hayball	Scarboro Golf & Country Club	Wildfire Golf Club	Oakridge Golf Club	Kawartha Golf & Country Club	Timber Ridge Golf Course	Brian Wilkins Match Play	Tour Championships	Total 7 of 9 Events
															
Justin	Matthews	U15	Oshawa Golf & Curling Club	30.0	140.0	210.0	112.5	140.0	112.5	85.0	140.0	50.0	75.0	130.0	1,100.0
Spencer	Grainger	U15	Dalewood Golf Club	30.0	47.5	47.5	112.5	26.0	35.0	170.0	24.0	60.0	210.0	210.0	922.5
Joshua	Stalteri	U15	Quarry Golf Club	30.0	19.0	130.0	55.0	85.0	55.0	170.0	24.0	40.0	130.0	45.0	740.0
Chase	Plain	U15	Oakridge Golf Club	30.0	47.5	85.0	28.5	43.3	24.0	38.5	27.0	210.0	75.0	50.0	607.8
Noah	Campbell	U15	Wyndance Golf Club	30.0	0.0	37.0	21.0	26.0	12.0	34.0	85.0	107.5	45.0	72.5	458.0
Ethan	Gillis	U15	Cherry Downs Golf & Country Club	0.0	0.0	47.5	15.0	30.0	0.0	47.5	47.5	107.5	45.0	72.5	412.5
Blake	Yetman	U15	Oshawa Golf & Curling Club	0.0	85.0	37.0	17.0	43.3	112.5	47.5	32.5	28.0	20.0	0.0	385.8
David	Imeson	U15	Peterborough Golf & Country Club	30.0	22.0	18.0	35.0	22.0	12.0	38.5	11.7	45.0	20.0	40.0	270.5
Henry	Gay	U15	Oshawa Golf & Curling Club	0.0	0.0	60.0	28.5	19.0	40.0	17.0	47.5	18.7	20.0	34.0	267.7
Tyler	Savard	U15	Kawartha Golf & Country Club	0.0	35.0	37.0	40.0	43.3	13.0	29.5	18.0	25.0	20.0	37.0	266.8
Jack	Moloney	U15	Kawartha Golf & Country Club	30.0	11.0	28.0	21.0	22.0	15.0	60.0	12.0	22.0	45.0	18.0	261.0
Nathan	Leonard	U15	Oshawa Golf & Curling Club	30.0	13.0	20.5	13.0	12.0	19.0	18.5	18.0	35.5	45.0	28.0	227.5
Jack	Carlow	U15	Peterborough Golf & Country Club	30.0	30.0	31.0	25.0	17.0	27.0	25.0	18.0	18.7	20.0	0.0	206.7
Andrew	Thake	U15	Kawartha Golf & Country Club	30.0	12.0	25.0	11.0	12.5	30.0	18.5	11.0	31.0	20.0	20.5	199.5
Nathan	Brough	U15		30.0	11.0	20.5	12.0	15.0	24.0	18.5	32.5	17.0	20.0	20.5	198.0
Ethan	BigCanoe	U15	Lindsay Golf & Country Club	30.0	27.0	19.0	12.0	12.5	19.0	22.0	11.7	35.5	0.0	18.0	195.0
Jaden	Goulet	U15	Oakridge Golf Club	0.0	22.0	17.7	21.0	11.5	10.0	18.5	11.7	18.7	20.0	31.0	160.6
Barrett	Potter	U15	Lakeridge Links Golf Club	30.0	12.0	17.0	11.0	10.0	11.0	29.5	0.0	0.0	0.0	19.0	139.5
Scott	Green	U15		0.0	11.5	17.7	12.0	11.5	12.0	18.0	18.0	18.0	20.0	17.0	132.7
Charlie	Moloney	U15	Kawartha Golf & Country Club	30.0	16.0	0.0	11.0	11.0	11.0	0.0	13.0	0.0	0.0	25.0	117.0
Connor	Deline	U15	Lakeridge Links Golf Club	30.0	11.0	17.7	0.0	0.0	10.0	17.0	11.0	0.0	20.0	0.0	116.7
Tanner	Cardwell	U15	Oshawa Golf & Curling Club	30.0	16.0	0.0	0.0	0.0	19.0	0.0	0.0	0.0	0.0	18.0	83.0
Tyson	Baddeley	U15		30.0	0.0	0.0	0.0	0.0	11.0	0.0	11.0	17.0	0.0	0.0	69.0
Owen	Mailhot	U15	Lakeridge Links Golf Club	0.0	11.5	0.0	0.0	0.0	11.0	0.0	0.0	18.0	0.0	17.0	57.5
Aleksandar	Perak	U15		0.0	25.0	0.0	0.0	11.0	0.0	0.0	0.0	0.0	0.0	0.0	36.0
Teddy	Schoenith	U15		0.0	0.0	0.0	0.0	11.0	0.0	0.0	17.0	0.0	0.0	0.0	28.0
					625.0	923.1	614.0	634.9	645.0	923.0	625.1	940.1	870.0	923.0	

RESULTS - TOUR POINTS (U19 - Girls)

2018 Tour Qualifier Exempt

  				Quarry Golf Club "Parent/Child"	Cedarhurst Golf Club	Lindsay Golf & Country Club	William F. Hayball	Scarboro Golf & Country Club	Wildfire Golf Club	Oakridge Golf Club	Kawartha Golf & Country Club	Timber Ridge Golf Course	Brian Wilkins Match Play	Tour Championships	Total
Ava	Koukofikas	U19G	Cedar Brae Golf Club	0.0	30.0	45.0	55.0	55.0	55.0	80.0	55.0	80.0	80.0	80.0	615.0
Megan	Fitchett	U19G	Lakeridge Links Golf Club	15.0	55.0	80.0	30.0	30.0	20.0	45.0	15.0	45.0	45.0	30.0	410.0
Rachel	Jackson	U19G	Dalewood Golf Club	15.0	20.0	8.0	20.0	20.0	5.0	30.0	5.0	30.0	25.0	20.0	198.0
Roycee	Southerland	U19G	Cedar Brae Golf Club	15.0	15.0	7.0	0.0	15.0	15.0	0.0	0.0	20.0	25.0	8.0	120.0
Nyah	Kelly	U19G	Lindsay Golf & Country Club	0.0	0.0	30.0	0.0	0.0	5.0	0.0	25.0	0.0	0.0	45.0	105.0
Annie	Piggott	U19G	Lindsay Golf & Country Club	0.0	0.0	20.0	0.0	0.0	30.0	0.0	25.0	0.0	0.0	0.0	75.0
Daphne	Tambakis	U19G	Coppinwood Golf Club	0.0	0.0	0.0	0.0	0.0	0.0	0.0	5.0	8.0	0.0	0.0	13.0
					120.0	190.0	105.0	120.0	130.0	155.0	130.0	183.0	175.0	183.0	

Tour Points Scoring provided by:
 GOLF PERFORMANCE COACHES

Full Tour		
Elite		
Position	Points	%
1	360	18.00%
2	215	10.75%
3	135	6.75%
4	100	5.00%
5	80	4.00%
6	75	3.75%
7	70	3.50%
8	65	3.25%
9	60	3.00%
10	55	2.75%
11	51	2.55%
12	47	2.35%
13	43	2.15%
14	39	1.95%
15	37	1.85%
16	35	1.75%
17	33	1.65%
18	31	1.55%
19	29	1.45%
20	27	1.35%
21	25	1.25%
22	23	1.15%
23	21	1.05%
24	20	1.00%
25	18	0.90%
26	17	0.85%
27	16	0.80%
28	15	0.75%
29	15	0.75%
30	14	0.70%
31	14	0.70%
32	13	0.65%
33	13	0.65%
34	12	0.60%
35	12	0.60%
36	11	0.55%
37	11	0.55%
38	10	0.50%
39	10	0.50%
40	9	0.45%
41	9	0.45%
42	8	0.40%
43	8	0.40%
44	7	0.35%
45	7	0.35%
46	5	0.25%
47	5	0.25%
48	5	0.25%
49	5	0.25%
50	5	0.25%
51	5	0.25%
52	5	0.25%
53	5	0.25%
54	5	0.25%
55	5	0.25%
56	5	0.25%
57	5	0.25%
58	5	0.25%
59	5	0.25%
60	5	0.25%
	2000	100.00%

Full Tour		
Major		
Position	Points	%
1	535	17.83%
2	325	10.83%
3	200	6.67%
4	150	5.00%
5	120	4.00%
6	110	3.67%
7	105	3.50%
8	95	3.17%
9	90	3.00%
10	83	2.77%
11	77	2.57%
12	71	2.37%
13	65	2.17%
14	59	1.97%
15	56	1.87%
16	53	1.77%
17	50	1.67%
18	47	1.57%
19	44	1.47%
20	41	1.37%
21	38	1.27%
22	35	1.17%
23	32	1.07%
24	30	1.00%
25	28	0.93%
26	26	0.87%
27	24	0.80%
28	22	0.73%
29	22	0.73%
30	21	0.70%
31	21	0.70%
32	20	0.67%
33	20	0.67%
34	18	0.60%
35	18	0.60%
36	17	0.57%
37	17	0.57%
38	15	0.50%
39	15	0.50%
40	14	0.47%
41	14	0.47%
42	12	0.40%
43	12	0.40%
44	11	0.37%
45	11	0.37%
46	8	0.27%
47	8	0.27%
48	8	0.27%
49	8	0.27%
50	8	0.27%
51	8	0.27%
52	7	0.23%
53	7	0.23%
54	7	0.23%
55	7	0.23%
56	7	0.23%
57	7	0.23%
58	7	0.23%
59	7	0.23%
60	7	0.23%
	3000	100.00%

Junior Girls (U19)		
Elite		
Position	Points	%
1	55	42.31%
2	30	23.08%
3	20	15.38%
4	15	11.54%
5	5	3.85%
6	5	3.85%
	130	100.00%

Major		
Position	Points	%
1	80	42.11%
2	45	23.68%
3	30	15.79%
4	20	10.53%
5	8	4.21%
6	7	3.68%
	190	100.00%

Bantam (U15)		
Elite		
Position	Points	%
1	140	21.05%
2	85	12.78%
3	55	8.27%
4	40	6.02%
5	35	5.26%
6	30	4.51%
7	27	4.06%
8	25	3.76%
9	23	3.46%
10	21	3.16%
11	19	2.86%
12	17	2.56%
13	15	2.26%
14	13	1.95%
15	12	1.80%
16	12	1.80%
17	12	1.80%
18	11	1.65%
19	11	1.65%
20	11	1.65%
21	11	1.65%
22	10	1.50%
23	10	1.50%
24	10	1.50%
25	10	1.50%
	665	100.00%

Bantam (U15)		
Major		
Position	Points	%
1	210	21.00%
2	130	13.00%
3	85	8.50%
4	60	6.00%
5	50	5.00%
6	45	4.50%
7	40	4.00%
8	37	3.70%
9	34	3.40%
10	31	3.10%
11	28	2.80%
12	25	2.50%
13	22	2.20%
14	19	1.90%
15	19	1.90%
16	18	1.80%
17	18	1.80%
18	18	1.80%
19	17	1.70%
20	17	1.70%
21	17	1.70%
22	15	1.50%
23	15	1.50%
24	15	1.50%
25	15	1.50%
	1000	100.00%