

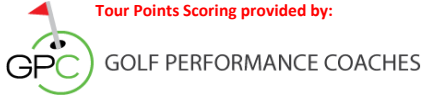








RESULTS - TOUR POINTS (OVERALL)

 			Quarry Golf Club "Parent/Child"	Cedarhurst Golf Club	Lindsay Golf & Country Club	William F. Hayball	Wildfire Golf Club	Whitevale Golf Club	Oakridge Golf Club	Kawartha Golf & Country Club	Timber Ridge Golf Course	Scarboro Golf & Country Club	Tour Championships	Total 7 of 9 Events
														
Pacione Nicholas	U19	85.0	0.0	200.0	67.5	0.0	34.0	0.0	0.0	325.0	360.0	430.0	1,501.5	
Trapp Sean	U19	0.0	0.0	120.0	360.0	75.0	0.0	0.0	105.0	535.0	60.2	0.0	1,255.2	
Oosterhof Nicholas	U19	0.0	360.0	325.0	0.0	236.7	0.0	0.0	215.0	0.0	15.5	100.0	1,252.2	
Grainger Spencer	U15	85.0	40.2	535.0	135.0	35.0	0.0	0.0	70.0	115.0	39.0	77.0	1,131.2	
Rennie Michael	U19	0.0	18.3	15.3	215.0	35.0	17.0	430.0	0.0	48.5	135.0	135.0	1,033.8	
Corbett Cameron	U15	85.0	62.5	65.0	85.0	70.0	360.0	92.5	70.0	0.0	60.2	110.0	1,000.0	
Page Ryan	U19	0.0	0.0	80.0	85.0	35.0	0.0	430.0	0.0	65.0	34.0	86.5	815.5	
Williams Cory	U19	0.0	0.0	92.5	0.0	0.0	55.9	0.0	360.0	35.0	85.0	135.0	763.4	
Clarey Mark	U15	85.0	40.2	28.0	0.0	10.3	175.0	50.0	51.0	0.0	215.0	71.0	725.5	
McDowell Tyler	U19	85.0	0.0	47.0	67.5	55.6	0.0	0.0	0.0	0.0	13.0	430.0	698.1	
BigCanoe Tanner	U17	85.0	150.0	107.5	29.0	23.0	34.0	110.0	25.0	53.0	85.0	41.0	694.5	
Posteraro Justin	U17	85.0	150.0	31.0	8.0	28.0	175.0	28.0	41.5	65.0	21.6	58.3	661.8	
Boyd Cameron	U17	85.0	13.3	41.0	35.0	236.7	21.3	13.3	105.0	100.0	7.7	14.0	651.3	
Richardson Will	U19	85.0	77.5	31.0	5.0	90.0	55.9	80.0	0.0	41.0	60.2	100.0	620.6	
Corrigan Kyle	U19	85.0	40.2	53.0	10.0	35.0	14.6	135.0	0.0	150.0	34.0	20.5	567.3	
Breen Jordan	U15	85.0	62.5	80.0	85.0	55.6	17.0	53.0	20.5	0.0	60.2	20.5	522.3	
Stalteri Joshua	U15	85.0	27.0	21.3	13.5	23.0	85.0	200.0	16.5	0.0	29.0	29.0	515.8	
Mongru Keegan	U17	85.0	51.0	24.0	0.0	17.8	85.0	68.0	0.0	100.0	34.0	41.0	505.8	
Legree Davis	U19	85.0	0.0	107.5	55.3	0.0	55.9	22.7	0.0	83.3	21.6	58.3	489.6	
O'Rourke John	U17	0.0	0.0	24.0	43.0	5.8	11.3	57.5	105.0	31.0	0.0	200.0	477.6	
Weichel Jackson	U17	0.0	150.0	150.0	16.4	17.8	0.0	0.0	32.0	0.0	21.6	86.5	474.3	
Gunter Karsen	U15	85.0	32.0	53.0	43.0	17.8	39.0	28.0	70.0	48.5	60.2	33.5	464.2	
Aitken Josh	U15	85.0	18.3	12.0	43.0	17.8	34.0	135.0	32.0	31.0	45.0	29.0	452.3	
Billington Matthew	U17	85.0	32.0	65.0	11.8	14.0	85.0	11.0	0.0	115.0	0.0	17.3	436.1	
Wood Jeremy	U17	85.0	27.0	41.0	11.8	23.0	55.9	22.7	32.0	83.3	5.0	26.0	395.9	
Hussey Aidan	U15	85.0	0.0	21.3	23.0	14.0	55.9	45.5	57.5	0.0	21.6	48.5	372.3	
Coombes Nathaniel	U17	85.0	62.5	14.0	5.0	55.6	29.0	45.5	41.5	21.7	5.3	17.3	372.1	
Pierce Ryan	U17	85.0	40.2	24.0	29.0	10.3	9.0	57.5	57.5	22.7	5.0	8.0	334.2	
Dunphy Brendan	U17	0.0	0.0	0.0	0.0	236.7	0.0	0.0	0.0	0.0	85.0	0.0	321.7	
Pierce Nolan	U15	85.0	8.5	8.0	16.4	12.0	26.0	68.0	20.5	21.7	21.6	48.5	319.7	
Stalteri Connor	U17	0.0	0.0	17.0	23.0	43.0	26.0	92.5	0.0	56.0	15.0	21.5	294.0	
White Tyler	U17	0.0	0.0	0.0	0.0	90.0	0.0	0.0	0.0	200.0	0.0	0.0	290.0	
Kartusch Matthew	U17	85.0	27.0	53.0	0.0	12.0	14.6	17.0	41.5	21.7	0.0	17.3	289.1	
Butler Ben	U15	85.0	16.0	18.0	0.0	15.0	5.0	80.0	13.0	38.0	5.0	7.0	277.0	
Plain Chase	U15	85.0	22.0	15.3	5.0	55.6	10.0	28.0	0.0	0.0	5.3	41.0	267.2	
Campbell Noah	U15	85.0	14.7	0.0	10.0	14.0	0.0	0.0	14.5	83.3	9.8	23.0	254.3	
Gay Henry	U15	85.0	0.0	0.0	35.0	28.0	0.0	36.5	11.5	22.7	9.8	21.5	250.0	
Robidoux Hudson	U17	85.0	18.3	20.0	11.8	35.0	17.0	21.0	0.0	27.0	5.3	8.0	243.1	
Maltman Aidan	U15	85.0	13.3	18.0	8.0	12.0	12.0	0.0	13.0	0.0	21.6	58.3	241.2	
Stevenson Nolan	U17	85.0	14.7	20.0	8.0	0.0	10.0	36.5	32.0	0.0	9.8	23.0	239.0	
Livesey Brendan	U15	85.0	5.0	0.0	35.0	5.0	55.9	22.7	0.0	8.0	9.8	8.0	234.4	
Matthews Justin	U15	0.0	0.0	65.0	5.0	0.0	34.0	36.5	0.0	65.0	14.0	0.0	219.5	
Stewart John	U17	85.0	5.0	7.0	16.4	0.0	14.0	36.5	13.0	19.0	5.0	18.0	213.9	
Hope Mak	U17	85.0	22.0	15.3	11.8	5.0	21.3	15.0	16.5	0.0	9.8	14.0	210.7	
Canavan Nicholas	U19	0.0	40.2	41.0	8.0	8.3	21.3	0.0	41.5	17.0	21.6	8.0	198.9	
Koukofikas Ava	U19G	85.0	77.5	0.0	0.0	0.0	0.0	0.0	0.0	0.0	0.0	33.5	196.0	
Savard Tyler	U15	85.0	0.0	21.3	23.0	0.0	11.3	8.0	11.0	19.0	7.7	7.0	193.3	




RESULTS - TOUR POINTS (OVERALL)


  			Quarry Golf Club "Parent/Child"	Cedarhurst Golf Club	Lindsay Golf & Country Club	William F. Hayball	Wildfire Golf Club	Whitevale Golf Club	Oakridge Golf Club	Kawartha Golf & Country Club	Timber Ridge Golf Course	Scarboro Golf & Country Club	Tour Championships	Total 7 of 9 Events
Collins	Ethan	U17	85.0	14.7	7.0	16.4	0.0	0.0	0.0	0.0	11.5	45.0	12.0	191.6
Fitchett	Megan	U19G	85.0	10.2	9.5	16.4	8.3	5.0	13.3	13.0	0.0	15.5	20.0	191.2
Nugent	Aidan	U17	0.0	62.5	0.0	11.8	8.3	0.0	0.0	0.0	44.0	5.3	58.3	190.2
Cook	Aidan	U17	85.0	10.2	7.0	8.0	5.8	14.6	20.0	10.0	12.0	11.7	11.0	182.5
Mills	Nicholas	U17	0.0	0.0	8.0	5.0	5.8	7.7	105.0	27.0	14.3	5.0	7.0	179.8
Dyment	Murray	U17	85.0	12.0	0.0	16.4	5.0	9.0	8.0	15.0	0.0	5.3	12.0	167.7
Cameron	Hilary	U19G	85.0	0.0	15.3	13.5	0.0	7.7	13.3	8.0	8.0	5.0	11.0	166.8
Brownrigg	Seth	U17	85.0	12.0	9.5	5.0	5.0	7.7	18.0	9.0	11.5	0.0	7.0	164.7
Greer	Mitchell	U15	0.0	7.0	8.0	8.0	55.6	13.0	20.0	11.5	27.0	13.0	15.0	163.1
BigCanoe	Ethan	U15	85.0	8.5	9.5	5.0	5.0	6.0	18.0	9.0	15.0	11.7	0.0	162.7
Moloney	Jack	U15	85.0	0.0	7.0	5.0	10.3	5.0	17.0	14.5	0.0	5.3	8.0	157.1
Stuckless	Dylan	U17	0.0	0.0	92.5	55.3	0.0	0.0	0.0	0.0	0.0	0.0	0.0	147.8
Leonard	Nathan	U15	85.0	5.0	7.0	5.0	5.8	6.0	8.0	8.0	14.3	5.0	7.0	146.1
Lu	Angi	U19G	85.0	7.0	9.5	0.0	0.0	5.0	7.0	5.0	18.0	0.0	7.0	143.5
Gallagher	Logan	U15	85.0	10.2	0.0	5.0	9.0	13.0	8.0	5.0	0.0	0.0	7.0	142.2
Potter	Barrett	U15	85.0	5.0	7.0	5.0	5.0	5.0	11.0	0.0	8.0	5.0	7.0	138.0
Milette	Nicolas	U17	85.0	10.2	7.0	5.0	5.0	5.0	8.0	7.0	8.0	0.0	0.0	135.2
Smith	Jayden	U17	0.0	13.3	8.0	29.0	5.8	0.0	21.0	20.5	22.7	0.0	7.0	127.3
Shortt	Ryan	U19	0.0	10.2	0.0	5.0	12.0	11.3	15.0	20.5	11.0	14.0	0.0	94.0
Riordan	Jack	U19	0.0	0.0	35.0	0.0	0.0	55.9	0.0	0.0	0.0	0.0	0.0	90.9
Jackson	Rachel	U19G	0.0	0.0	12.0	5.0	5.0	0.0	0.0	7.0	8.0	34.0	15.0	86.0
DiGiacinto	Adam	U15	85.0	0.0	0.0	0.0	0.0	0.0	0.0	0.0	0.0	0.0	0.0	85.0
Hubbs	Natalie	U19G	0.0	0.0	0.0	5.0	0.0	5.0	12.0	10.0	17.0	7.7	8.0	64.7
Macnab	Noah	U17	0.0	0.0	0.0	55.3	0.0	0.0	0.0	0.0	0.0	0.0	0.0	55.3
Olesinski	Andrew	U17	0.0	0.0	0.0	0.0	14.0	0.0	0.0	0.0	14.3	11.7	0.0	40.0
Kerrigan	Spencer	U15	0.0	8.0	0.0	5.0	5.0	5.0	0.0	0.0	0.0	5.0	7.0	35.0
Genich	Simon	U17	0.0	0.0	0.0	16.4	0.0	0.0	0.0	0.0	0.0	0.0	0.0	16.4
Julie	Calvin	U19	0.0	0.0	0.0	5.0	5.0	0.0	0.0	0.0	0.0	0.0	0.0	10.0
Haineault	Cameron	U15	0.0	0.0	0.0	0.0	0.0	0.0	8.0	0.0	0.0	0.0	0.0	8.0
Goulet	Jaden	U15	0.0	0.0	0.0	0.0	0.0	0.0	7.0	0.0	0.0	0.0	0.0	7.0
Coppins	Hunter	U15	0.0	0.0	0.0	5.0	0.0	0.0	0.0	0.0	0.0	0.0	0.0	5.0
Piggott	Annie	U19G	0.0	0.0	0.0	5.0	0.0	0.0	0.0	0.0	0.0	0.0	0.0	5.0
Forza	Vincent	U17	0.0	0.0	0.0	0.0	0.0	0.0	0.0	0.0	0.0	0.0	0.0	0.0
Hindman	Hayden	U15	0.0	0.0	0.0	0.0	0.0	0.0	0.0	0.0	0.0	0.0	0.0	0.0
Moloney	Charlie	U15	0.0	0.0	0.0	0.0	0.0	0.0	0.0	0.0	0.0	0.0	0.0	0.0
				1944.9	2986.1	2024.7	1990.1	1970.0	2951.0	1935.0	2932.0	1995.2	3007.1	

RESULTS - TOUR POINTS (U15 - Bantam)

  			Quarry Golf Club "Parent/Child"	Cedarhurst Golf Club	Lindsay Golf & Country Club	William F. Hayball	Wildfire Golf Club	Whitevale Golf Club	Oakridge Golf Club	Kawartha Golf & Country Club	Timber Ridge Golf Course	Scarboro Golf & Country Club	Tour Championships	Total 7 of 9 Events
Corbett	Cameron	U15	30.0	112.5	72.5	70.0	140.0	140.0	85.0	93.3	0.0	60.0	210.0	953.3
Grainger	Spencer	U15	30.0	47.5	210.0	140.0	35.0	0.0	0.0	93.3	210.0	30.0	130.0	925.8
Breen	Jordan	U15	30.0	112.5	130.0	70.0	60.0	21.0	45.0	26.0	0.0	60.0	22.0	555.5
Clarey	Mark	U15	30.0	47.5	45.0	0.0	12.0	85.0	40.0	35.0	0.0	140.0	85.0	519.5
Stalteri	Joshua	U15	30.0	30.0	37.0	19.0	27.0	55.0	210.0	23.0	0.0	27.0	32.5	471.5
Gunter	Karsen	U15	30.0	35.0	50.0	37.5	24.0	30.0	26.5	93.3	60.0	60.0	37.0	432.8
Aitken	Josh	U15	30.0	25.0	22.0	37.5	24.0	26.0	130.0	30.0	45.0	35.0	32.5	391.0
Hussey	Aidan	U15	30.0	0.0	37.0	24.0	18.0	37.5	37.0	40.0	0.0	23.0	47.5	294.0
Campbell	Noah	U15	30.0	21.0	0.0	17.0	18.0	0.0	0.0	20.0	130.0	12.3	28.0	276.3
Pierce	Nolan	U15	30.0	14.0	19.0	21.0	14.0	23.0	50.0	26.0	34.0	23.0	47.5	273.5
Butler	Ben	U15	30.0	23.0	28.0	0.0	21.0	11.0	60.0	16.0	50.0	10.0	17.6	256.6
Matthews	Justin	U15	0.0	0.0	72.5	12.0	0.0	26.0	32.5	0.0	85.0	19.0	0.0	247.0
Plain	Chase	U15	30.0	27.0	25.0	11.5	60.0	12.0	26.5	0.0	0.0	11.0	40.0	243.0
Maltman	Aidan	U15	30.0	19.0	31.0	14.0	14.0	15.0	0.0	16.0	0.0	23.0	60.0	222.0
Greer	Mitchell	U15	0.0	12.0	18.0	14.0	60.0	18.0	19.0	12.5	40.0	17.0	19.0	205.0
Livesey	Brendan	U15	30.0	11.5	0.0	28.5	11.0	37.5	22.0	0.0	22.0	12.3	18.5	193.3
Savard	Tyler	U15	30.0	0.0	37.0	24.0	0.0	13.0	17.0	12.0	31.0	12.0	17.0	193.0
Gay	Henry	U15	30.0	0.0	0.0	28.5	30.0	0.0	0.0	12.5	37.0	12.3	25.0	175.3
Leonard	Nathan	U15	30.0	11.5	18.0	12.0	11.0	12.0	17.0	11.0	25.0	11.0	17.0	153.5
Moloney	Jack	U15	30.0	0.0	18.0	11.5	12.0	11.0	18.0	20.0	0.0	11.0	18.5	150.0
BigCanoe	Ethan	U15	30.0	14.0	19.0	11.0	11.0	12.0	19.0	12.0	28.0	15.0	0.0	149.0
Potter	Barrett	U15	30.0	11.0	17.0	10.0	11.0	11.0	18.0	0.0	19.0	10.0	15.0	142.0
Gallagher	Logan	U15	30.0	17.0	0.0	11.0	12.0	18.0	18.0	0.0	0.0	0.0	17.6	123.6
Kerrigan	Spencer	U15	0.0	12.0	0.0	10.0	10.0	11.0	0.0	0.0	0.0	11.0	17.6	71.6
Haineault	Cameron	U15	0.0	0.0	0.0	0.0	0.0	0.0	32.5	11.0	0.0	0.0	0.0	43.5
DiGiacinto	Adam	U15	30.0	0.0	0.0	0.0	0.0	0.0	0.0	0.0	0.0	0.0	0.0	30.0
Haineault	Cameron	U15	0.0	0.0	0.0	0.0	0.0	0.0	17.0	0.0	0.0	0.0	0.0	17.0
Goulet	Jaden	U15	0.0	0.0	0.0	0.0	0.0	0.0	15.0	0.0	0.0	0.0	0.0	15.0
Coppins	Hunter	U15	0.0	0.0	0.0	11.0	0.0	0.0	0.0	0.0	0.0	0.0	0.0	11.0
Johns	Matthew	U15	0.0	0.0	0.0	10.0	0.0	0.0	0.0	0.0	0.0	0.0	0.0	10.0
Hindman	Hayden	U15	0.0	0.0	0.0	0.0	0.0	0.0	0.0	0.0	0.0	0.0	0.0	0.0
Moloney	Charlie	U15	0.0	0.0	0.0	0.0	0.0	0.0	0.0	0.0	0.0	0.0	0.0	0.0
					603.0	906.0	655.0	635.0	625.0	955.0	602.9	816.0	644.9	954.8

RESULTS - TOUR POINTS (U19 - Girls)

  			Quarry Golf Club "Parent/Child"	Cedarhurst Golf Club	Lindsay Golf & Country Club	William F. Hayball	Wildfire Golf Club	Whitevale Golf Club	Oakridge Golf Club	Kawartha Golf & Country Club	Timber Ridge Golf Course	Scarboro Golf & Country Club	Tour Championships	Total 7 of 9 Events
Fitchett	Megan	U19G	15.0	30.0	25.0	55.0	55.0	25.0	62.5	55.0	0.0	30.0	45.0	372.5
Cameron	Hilary	U19G	15.0	0.0	80.0	30.0	0.0	55.0	62.5	20.0	20.0	15.0	20.0	317.5
Jackson	Rachel	U19G	0.0	0.0	45.0	17.5	30.0	0.0	0.0	15.0	30.0	55.0	30.0	222.5
Lu	Angi	U19G	15.0	20.0	25.0	0.0	0.0	15.0	20.0	5.0	80.0	0.0	7.0	187.0
Hubbs	Natalie	U19G	0.0	0.0	0.0	5.0	0.0	25.0	30.0	30.0	45.0	20.0	8.0	163.0
Koukofikas	Ava	U19G	15.0	55.0	0.0	0.0	0.0	0.0	0.0	0.0	0.0	0.0	80.0	150.0
Piggott	Annie	U19G	0.0	0.0	0.0	17.5	0.0	0.0	0.0	0.0	0.0	0.0	0.0	17.5
				105.0	175.0	125.0	85.0	120.0	175.0	125.0	175.0	120.0	190.0	

Tour Points Scoring provided by:
 GOLF PERFORMANCE COACHES