




RESULTS - TOUR POINTS (OVERALL)



2016 Qualifier Exempt

 			Devil's Den	Cedarhurst Golf Club	Black Diamond Golf Club	William F. Hayball	Wildfire Golf Club	Lindsay Golf & Country Club	Oakridge Golf Club	Kawartha Golf & Country Club	Timber Ridge Golf Course	Scarboro Golf & Country Club	Tour Championships	Total 7 of 9 Events
Aidan Dunphy	U19		55.0	16.2	535.0	14.8	236.7	135.0	0.0	135.0	0.0	100.0	325.0	1,552.7
Ben Thompson	U19			70.0	0.0	360.0	0.0	0.0	0.0	360.0	0.0	215.0	535.0	1,540.0
Vincent Forza	U15		55.0	16.2	0.0	58.0	100.0	81.3	430.0	17.8	535.0	0.0	35.0	1,328.3
Brendan Dunphy	U15		55.0	80.0	200.0	58.0	236.7	43.4	0.0	0.0	325.0	0.0	200.0	1,198.1
Dylan Stuckless	U17		55.0	47.0	126.7	175.0	18.3	33.0	430.0	0.0	0.0	0.0	111.7	996.7
Nicholas Oosterhof	U17			35.0	126.7	90.0	67.5	81.3	0.0	17.8	105.0	360.0	111.7	977.2
Ryan Page	U17	55.0	287.5	126.7	58.0	77.5	81.3	0.0	13.0	175.0	0.0	83.3	957.3	
Will Richardson	U17			70.0	325.0	75.0	21.0	43.4	175.0	62.5	48.5	77.5	83.3	916.8
Davis Legree	U17	55.0	117.5	83.3	19.8	32.0	215.0	50.0	85.0	115.0	67.5	95.0	883.3	
Sean Trapp	U17			287.5	0.0	0.0	60.0	360.0	0.0	0.0	0.0	65.0	772.5	
Tyler White	U17	55.0	12.5	0.0	58.0	236.7	33.0	0.0	215.0	20.0	77.5	0.0	707.7	
Brent Westerman	U19	55.0	117.5	62.0	0.0	77.5	43.4	0.0	40.2	175.0	14.3	14.0	598.9	
Nicholas Pacione	U17	55.0	47.0	83.3	175.0	18.3	12.5	57.5	32.0	17.5	47.0	51.5	566.6	
Cory Williams	U17	55.0	57.5	26.0	19.8	67.5	14.0	175.0	40.2	48.5	26.0	0.0	495.7	
Justin Posteraro	U15	55.0	35.0	83.3	27.0	45.0	16.2	100.0	40.2	57.5	47.0	30.0	493.0	
Jonathon Semlitch	U19			9.5	62.0	58.0	45.0	5.0	68.0	62.5	89.3	35.0	65.0	484.8
Keegan Mongru	U15	55.0	13.7	48.5	0.0	45.0	60.0	100.0	40.2	38.0	37.0	51.5	475.2	
John O'Rourke	U15	55.0	16.2	100.0	14.8	32.0	22.3	42.5	25.0	25.0	60.0	111.7	473.5	
Nicholas Canavan	U17			13.7	56.0	12.2	55.0	9.5	120.0	7.3	0.0	135.0	30.0	431.4
Lauren Bevan	U19(G)	55.0	21.3	39.5	12.2	32.0	0.0	100.0	9.2	77.0	0.0	83.3	429.5	
Owen Fawns	U19	55.0	27.0	71.0	5.5	14.0	81.3	21.5	53.0	30.0	0.0	47.0	399.8	
Jeremy Wood	U17	55.0	11.3	53.0	32.0	32.0	22.3	0.0	14.5	115.0	33.0	20.7	377.5	
Tanner BigCanoe	U15	55.0	70.0	22.0	14.8	12.3	13.0	50.0	85.0	30.0	29.0	0.0	355.8	
Clayton Lewis	U19			27.0	0.0	41.0	32.0	28.0	77.0	17.8	38.0	47.0	65.0	355.0
Jackson Weichel	U17	55.0	13.7	0.0	32.0	9.3	16.2	0.0	0.0	22.0	47.0	150.0	345.2	
Josh Posteraro	U19	55.0	35.0	39.5	37.0	24.0	14.0	20.0	12.3	68.0	20.5	15.7	314.7	
Matthew Kartusch	U17	55.0	27.0	32.0	19.8	14.0	0.0	57.5	32.0	30.0	10.0	42.5	309.8	
Andrew Rogers	U19	55.0	21.3	48.5	19.8	32.0	22.3	33.5	0.0	0.0	20.5	56.0	308.9	
Connor Stalteri	U17	55.0	5.0	39.5	5.0	10.7	10.5	33.5	70.0	15.0	47.0	14.0	295.2	
Michael Rennie	U19			11.3	30.0	9.5	0.0	0.0	100.0	0.0	89.3	16.0	30.0	286.1
Spencer Grainger	U15			0.0	21.0	90.0	9.3	8.5	68.0	12.3	57.5	0.0	18.3	284.9
Joshua Stalteri	U15	55.0	7.5	21.0	7.5	0.0	16.2	50.0	25.0	48.5	31.0	20.7	274.9	
Aidan Hussey	U15	55.0	0.0	0.0	10.5	10.7	22.3	29.0	14.5	38.0	67.5	25.0	272.5	
Andre Stevens	U15			35.0	0.0	12.2	0.0	60.0	0.0	25.0	89.3	20.5	15.7	257.7
Mathew Stevens	U17			57.5	0.0	35.0	0.0	43.4	0.0	85.0	14.0	16.0	0.0	250.9
Zachary Katzenstein	U15			21.3	100.0	41.0	0.0	0.0	83.0	0.0	0.0	0.0	0.0	245.3
Cameron Corbett	U15	55.0	12.5	20.0	5.0	12.3	6.0	0.0	25.0	25.0	14.3	38.0	208.1	
Matthew Billington	U15			11.3	39.5	12.2	7.0	28.0	25.0	17.8	48.5	0.0	18.3	200.6
Jayden Smith	U17	55.0	7.5	0.0	5.5	15.5	5.0	0.0	7.3	68.0	13.0	18.3	195.1	
Kyle Girard	U17	55.0	7.5	17.0	27.0	14.0	33.0	17.0	11.0	20.0	0.0	0.0	194.0	
Bradley Troy	U17	55.0	16.2	0.0	9.5	7.0	11.5	42.5	5.0	17.5	12.0	20.7	191.9	
Ava Koukofikas	U19(G)	55.0	16.2	0.0	5.0	18.3	43.4	21.5	0.0	0.0	12.0	0.0	171.4	
Nathanial Coombes	U15	55.0	5.0	22.0	0.0	8.0	11.5	18.0	5.0	12.0	26.0	8.0	165.5	
Nicholas Mills	U15	55.0	0.0	12.0	7.5	0.0	12.5	21.5	14.5	22.0	0.0	11.0	156.0	
Karsen Gunter	U15			5.0	24.0	5.5	10.7	16.2	38.0	7.3	14.0	20.5	22.0	152.7
Ben Butler	U15	55.0	5.0	16.0	14.8	5.0	5.0	15.0	12.3	17.5	8.0	8.0	151.6	
Nolan Stevenson	U15			7.5	14.0	8.5	45.0	5.0	17.0	5.0	17.5	9.0	22.0	140.5

Tour Points Scoring provided by:
 GOLF PERFORMANCE COACHES



RESULTS - TOUR POINTS (OVERALL)

2016 Qualifier Exempt

 			Devil's Den	Cedarhurst Golf Club	Black Diamond Golf Club	William F. Hayball	Wildfire Golf Club	Lindsay Golf & Country Club	Oakridge Golf Club	Kawartha Golf & Country Club	Timber Ridge Golf Course	Scarboro Golf & Country Club	Tour Championships	Total 7 of 9 Events
Luke Pearson	U15			5.0	18.7	8.5	12.3	7.5	29.0	25.0	0.0	10.0	12.0	123.0
June Gleed	U19(G)			9.5	0.0	5.0	15.5	0.0	25.0	9.2	0.0	14.3	42.5	121.0
Sebastian Holinaty	U15		55.0	5.0	12.0	5.0	5.0	5.0	14.0	5.0	11.0	0.0	8.0	120.0
Ben Hawkins	U19			47.0	0.0	0.0	8.0	0.0	0.0	40.2	0.0	0.0	15.7	110.9
Seth Brownrigg	U15		55.0	0.0	15.0	5.0	0.0	8.5	15.0	0.0	12.0	0.0	0.0	110.5
Rachel Jackson	U19(G)		55.0	0.0	0.0	5.0	9.3	16.2	0.0	5.0	11.0	0.0	8.0	109.5
Aidan Nugent	U17			9.5	16.0	5.5	5.0	9.5	20.0	14.5	21.0	11.0	0.0	101.5
Mark Clarey	U15		55.0	9.5	0.0	5.0	5.0	7.5	0.0	9.2	0.0	0.0	8.0	99.2
Tyler Savard	U15			5.0	0.0	5.0	0.0	5.0	18.0	5.0	15.0	13.0	25.0	91.0
Stefan Campbell	U19			5.0	0.0	5.0	0.0	6.0	21.5	9.2	21.0	11.0	11.0	89.7
Ryan Williams	U19			5.0	28.0	0.0	0.0	0.0	0.0	53.0	0.0	0.0	0.0	86.0
Devyn Fraser	U19(G)			5.0	18.7	5.0	5.0	10.5	0.0	5.0	0.0	9.0	18.3	76.5
Brett Robertson	U15			0.0	14.0	10.5	0.0	5.0	14.0	11.0	0.0	8.0	8.0	70.5
James Daigle	U19			0.0	18.7	5.0	14.0	0.0	0.0	0.0	0.0	16.0	12.0	65.7
Gavin MacIver	U19			0.0	0.0	0.0	0.0	60.0	0.0	0.0	0.0	0.0	0.0	60.0
Mitchell Milligan	U17		55.0	5.0	0.0	0.0	0.0	0.0	0.0	0.0	0.0	0.0	0.0	60.0
Joel Robbins	U15		55.0	0.0	0.0	5.0	0.0	0.0	0.0	0.0	0.0	0.0	0.0	60.0
Noah Harkness	U19			0.0	0.0	58.0	0.0	0.0	0.0	0.0	0.0	0.0	0.0	58.0
Mackenzie Kuhn	U19			35.0	0.0	0.0	0.0	0.0	0.0	0.0	0.0	0.0	0.0	35.0
Paul Koubridis	U19			0.0	0.0	19.8	5.0	0.0	0.0	9.2	0.0	0.0	0.0	34.0
Simon Genich	U15			0.0	0.0	27.0	0.0	0.0	0.0	0.0	0.0	0.0	0.0	27.0
Noah Macnab	U17			0.0	0.0	0.0	24.0	0.0	0.0	0.0	0.0	0.0	0.0	24.0
Nathan Douglas	U17			0.0	0.0	14.8	0.0	0.0	0.0	0.0	0.0	0.0	0.0	14.8
Ryan Pierce	U17			0.0	0.0	12.2	0.0	0.0	0.0	0.0	0.0	0.0	0.0	12.2
Jack Moloney	U15			0.0	0.0	5.0	0.0	0.0	0.0	0.0	0.0	0.0	0.0	5.0
Hilary Cameron	U19(G)			0.0	0.0	0.0	0.0	0.0	0.0	0.0	0.0	0.0	0.0	0.0
Taylor Cosburn	U19			0.0	0.0	0.0	0.0	0.0	0.0	0.0	0.0	0.0	0.0	0.0
Cole Patterson	U17			0.0	0.0	0.0	0.0	0.0	0.0	0.0	0.0	0.0	0.0	0.0
Graham Port	U19			0.0	0.0	0.0	0.0	0.0	0.0	0.0	0.0	0.0	0.0	0.0
Jack Riordan	U17			0.0	0.0	0.0	0.0	0.0	0.0	0.0	0.0	0.0	0.0	0.0
Ty Wadsworth	U19			0.0	0.0	0.0	0.0	0.0	0.0	0.0	0.0	0.0	0.0	0.0
				1980.0	2867.2	2010.0	1954.9	1965.0	2843.0	1960.0	2888.9	1910.9	2937.4	



RESULTS - TOUR POINTS (U15 - Bantam)


2016 Qualifier Exempt

 			Devil's Den	Cedarhurst Golf Club	Black Diamond Golf Club	William F. Hayball	Wildfire Golf Club	Lindsay Golf & Country Club	Oakridge Golf Club	Kawartha Golf & Country Club	Timber Ridge Golf Course	Scarboro Golf & Country Club	Tour Championships	Total 7 of 9 Events
Brendan Dunphy	U15		20.0	140.0	210.0	70.0	140.0	40.0	0.0	0.0	130.0	0.0	210.0	960.0
Vincent Forza	U15		20.0	28.5	0.0	70.0	85.0	140.0	210.0	22.0	210.0	0.0	50.0	835.5
Keegan Mongru	U15		20.0	25.0	50.0	0.0	43.3	70.0	107.5	70.0	35.5	40.0	85.0	521.3
Justin Posteraro	U15		20.0	47.5	60.0	32.5	43.3	23.0	107.5	70.0	55.0	55.0	45.0	503.3
John O'Rourke	U15		20.0	28.5	107.5	25.0	30.0	28.5	37.0	31.4	26.5	85.0	130.0	497.9
Tanner BigCanoe	U15		20.0	85.0	34.0	25.0	25.0	19.0	42.5	140.0	31.0	30.0	0.0	407.5
Aidan Hussey	U15		20.0	0.0	0.0	16.0	20.0	28.5	29.5	18.0	35.5	140.0	38.5	346.0
Spencer Grainger	U15			0.0	31.0	140.0	17.0	12.5	50.0	14.0	55.0	0.0	23.5	343.0
Andre Stevens	U15			47.5	0.0	20.0	0.0	70.0	0.0	31.4	85.0	24.0	19.0	296.9
Joshua Stalteri	U15		20.0	16.0	28.0	12.0	0.0	23.0	42.5	31.4	42.5	35.0	28.0	266.4
Cameron Corbett	U15		20.0	23.0	25.0	10.0	25.0	11.0	0.0	31.4	26.5	21.0	60.0	242.9
Zachary Katzenstein	U15			35.0	107.5	40.0	0.0	0.0	60.0	0.0	0.0	0.0	0.0	242.5
Matthew Billington	U15			21.0	45.0	20.0	13.0	35.0	25.0	22.0	42.5	0.0	23.5	234.0
Karsen Gunter	U15			12.0	40.0	11.0	20.0	23.0	34.0	12.0	18.0	24.0	31.0	202.0
Nathanial Coombes	U15		20.0	12.0	37.0	0.0	15.0	15.0	19.0	11.0	18.0	27.0	17.0	180.0
Nolan Stevenson	U15			16.0	18.0	12.5	43.3	11.0	18.0	11.0	19.0	15.0	34.0	175.8
Luke Pearson	U15			13.0	22.0	12.5	25.0	12.0	29.5	31.4	0.0	17.0	19.0	169.4
Ben Butler	U15		20.0	11.0	19.0	25.0	12.0	11.0	18.0	14.0	19.0	13.0	17.0	157.0
Nicholas Mills	U15		20.0	0.0	18.0	12.0	0.0	17.0	22.0	18.0	22.0	0.0	18.0	147.0
Tyler Savard	U15			12.0	0.0	11.0	0.0	11.0	19.0	11.0	18.0	19.0	38.5	139.5
Sebastian Holinaty	U15		20.0	11.0	17.0	10.0	12.0	10.0	17.0	11.0	17.0	0.0	17.0	132.0
Mark Clarey	U15		20.0	19.0	0.0	11.0	12.0	12.0	0.0	12.0	0.0	0.0	18.0	104.0
Brett Robertson	U15			0.0	18.0	16.0	0.0	10.0	17.0	12.0	0.0	12.0	18.0	103.0
Seth Brownrigg	U15		20.0	0.0	19.0	10.0	0.0	12.5	18.0	0.0	17.0	0.0	0.0	96.5
Simon Genich	U15			0.0	0.0	32.5	0.0	0.0	0.0	0.0	0.0	0.0	0.0	32.5
Joel Robbins	U15		20.0	0.0	0.0	10.0	0.0	0.0	0.0	0.0	0.0	0.0	0.0	30.0
Jack Moloney	U15			0.0	0.0	11.0	0.0	0.0	0.0	0.0	0.0	0.0	0.0	11.0
				603.0	906.0	665.0	580.9	645.0	923.0	625.0	923.0	557.0	940.0	

RESULTS - TOUR POINTS (U19 - Girls)

2016 Qualifier Exempt

 			Devil's Den	Cedarhurst Golf Club	Black Diamond Golf Club	William F. Hayball	Wildfire Golf Club	Lindsay Golf & Country Club	Oakridge Golf Club	Kawartha Golf & Country Club	Timber Ridge Golf Course	Scarboro Golf & Country Club	Tour Championships	Total 7 of 9 Events
Lauren Bevan	U19(G)		10.0	55.0	80.0	55.0	55.0	0.0	80.0	42.5	80.0	0.0	80.0	537.5
June Gleed	U19(G)			20.0	0.0	30.0	20.0	0.0	45.0	42.5	0.0	55.0	45.0	257.5
Ava Koukofikas	U19(G)		10.0	30.0	0.0	20.0	30.0	55.0	30.0	0.0	0.0	30.0	0.0	205.0
Devyn Fraser	U19(G)			15.0	45.0	15.0	5.0	30.0	0.0	20.0	0.0	20.0	30.0	180.0
Rachel Jackson	U19(G)		10.0	0.0	0.0	5.0	15.0	20.0	0.0	15.0	45.0	0.0	20.0	130.0
Hilary Cameron	U19(G)			0.0	0.0	0.0	0.0	0.0	0.0	0.0	0.0	0.0	0.0	0.0
				120.0	125.0	125.0	125.0	105.0	155.0	120.0	125.0	105.0	175.0	

Tour Points Scoring provided by:
 GOLF PERFORMANCE COACHES